

2013 Clinton County Budget



2013 BUDGET

INDEX

	<u>Summary Page</u>
Budget Message.....	1-8
Exhibit A - Graphic Summary of 2013 Appropriations	9
Exhibit B - Graphic Summary of 2013 Revenues	10
Exhibit C - Summary of Budget by Funds	11
Exhibit D - Schedule of 2012 - 2013 Tax Rates.....	12
Exhibit E - 2012 - 2013 Comparative Budgets by Mandate Code	13-19

	<u>Detail Page</u>
General Fund Appropriations	
Aging, Office for the – All Programs	88-105, 112
Board of Elections	19-20
Budget Officer	10
Buildings and Grounds	21
Central Printing & Mailing.....	23
Central Stores	22
Clinton County Public Transit.....	66-67
Contingent Fund	32
Contract Agencies:	
Adirondack Park Local Government Review Board	85
Clinton-Essex-Franklin Library	109
Cornell Cooperative Extension.....	116
Plattsburgh Aeronautical Institute	35
Historical Association.....	110
JCEO.....	83
Lake Champlain/Lake George Regional Planning Board.....	114
Life Flight	65
Soil & Water Conservation.....	117
Tourism/Occupancy Tax	84
Coroner	7
County Attorney	16
County Clerk.....	15
Debt Service	120-123
Distribution of Sales Tax	31
District Attorney	4-5
Education:	
Community College Tuition.....	33
Contribution to Clinton Community College	34
Education of Physically Handicapped Children	36

INDEX

Detail Page

General Fund appropriations continued:

Emergency Services:	
Civil Defense	50
E911 - Public Safety Communication System.....	37
Mutual Fire Aid	49
Expense on Property Acquired	13
Fiscal Agent Fees.....	14
General Fund Totals	128-130
Health Department – All Programs	51-58
Historian	111
Human Rights	115
Independent Audit	8
Information Technology	24-25
Insurance – Property and Casualty.....	27
Interfund Transfers	124-127
Judgments & Claims.....	30
Labor Relations.....	18
Legal Defense	6
Legislature	1
Legislature – Clerk of the Board.....	2
Mental Health – All Programs.....	59-64
Municipal Association Dues.....	29
Personnel	17
Planning	113
Probation – All Programs	41-45
Real Property Tax Service	11
Sheriff – All Programs.....	3, 38-40, 46-48
Snowmobile Trail Maintenance.....	106
Social Services – All Programs	68-82
Tax Advertising Expense.....	12
Total County Appropriations	165-167
Treasurer	9
Unemployment	119
Veterans Service Agency.....	86
Weights and Measures	87
Workmen's Compensation.....	26, 28, 118
Youth Bureau	107-108

INDEX

	<u>Detail Page</u>
Airport Fund – All Accounts	146-157
Highway Road Fund – All Accounts	131-139
Highway Machinery Fund – All Accounts	163-164
Nursing Home – All Accounts	140-145
Revenues - All Funds	168-180
Solid Waste Fund – All Accounts	158-162
Schedule I - Annual Salaries for Elected Officials	181
Schedule II - Statement of Debt as of December 31, 2012.....	182-183
Schedule III – Exemption Report	184-186

2013

BUDGET

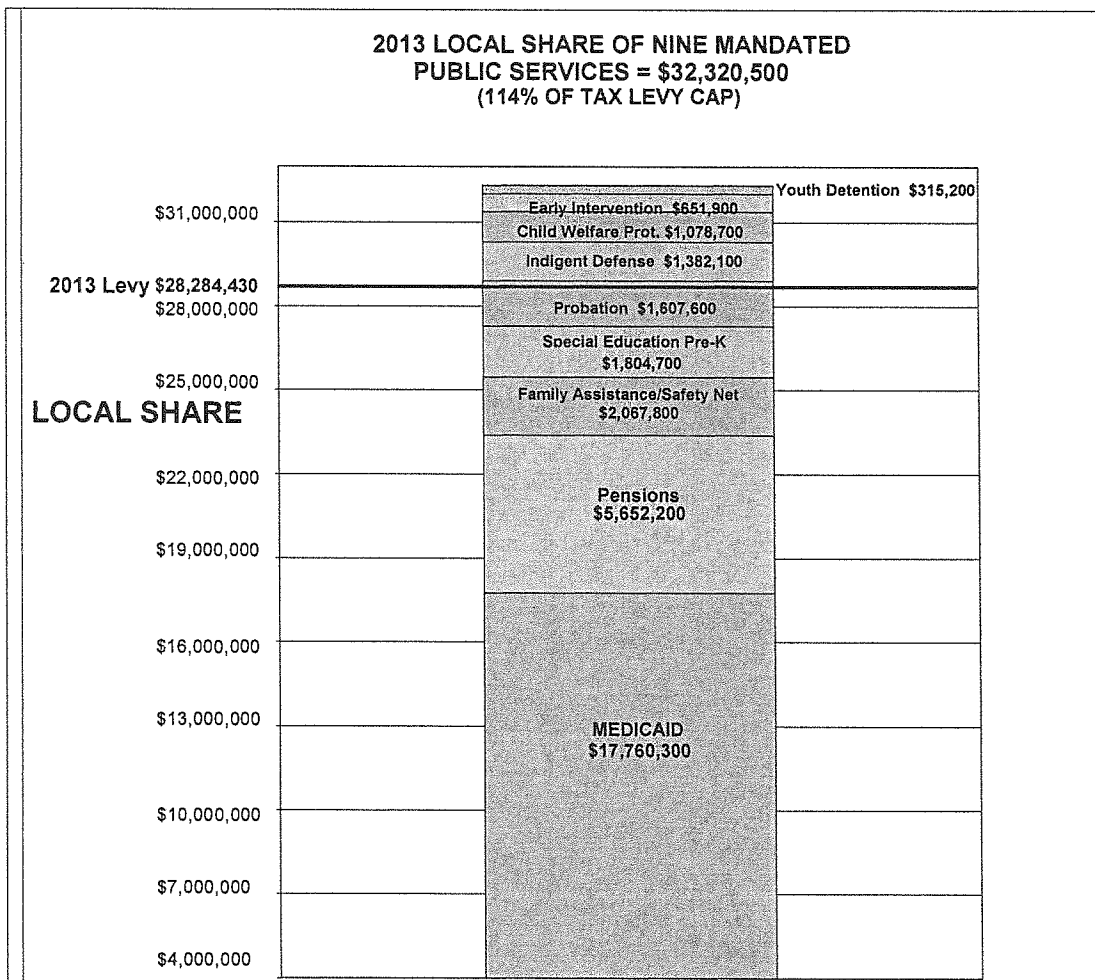
MESSAGE

Honorable Members of the Clinton County Legislature:

The 2013 budget process began in early August when budget forms were distributed to County Department Heads. Upon their submission to the Legislative Office, these budgets were audited for accuracy. Together with my accounting staff, I then completed a line-by-line review of all submissions and consulted with various Department Heads and/or their fiscal staff prior to making the recommendations presented herein. To this end, I would like to once again take this opportunity to publicly recognize Jean Rascoe, Legislative Office Accountant, for her diligent efforts. This document simply could not be prepared without her guidance and assistance. I would also like to express my gratitude to the County Treasurer and his staff for their counsel and revenue projections. Further, as always, it is incumbent upon me to thank County Department Heads for their willingness to discuss their respective budgets in a forthright and professional manner and accept the difficult decisions that I felt were necessary to formulate this spending plan.

2013 marks the second year in which municipal governments have to comply with the dictates of the State-enacted property tax cap. While I will continue to advocate for low property taxes and manage accordingly, any viable tax cap MUST be accompanied by mandate relief, and Albany must find a way to reconcile the tax cap with ways to pay for New York State services

that counties are required by law to fund! Once again, I regret to inform you that we have not yet seen promised mandate relief. Yes, the State has agreed to take over the **growth** in Medicaid costs over three years and has implemented a less generous pension tier for **new** employees, which are positive steps, but is this meaningful mandate relief? Our Medicaid bill is still \$17,760,300 and will never decrease, and any significant savings from a new Tier 6 will take decades to realize. We are on an unsustainable trajectory and, as such, we will continue to struggle to pass budgets that comply with the tax cap. To once again illustrate this dilemma, I have included the following chart which demonstrates how only nine of New York State mandates exceed the County's tax levy.



That being said, as the County Legislature not only expressed its desire to comply with the tax cap, but also directed me to recommend budget that would not require an override, the process of preparing this recommendation again proved to be most challenging. I am pleased to report, however, that the County Legislature's directive has been met and this budget is in full compliance with the tax cap and will not require an override. In fact, the budget includes a tax levy of \$28,284,430; an amount that is **1.9 percent below** the allowable limit under the property tax cap. This was possible first and foremost because the County Legislature has displayed fiscal constraint and prudent budgeting in the past. Further, there has been a concerted effort from both management and the labor force to work within the constraints of fiscal uncertainty.

In October 2012, the County was made aware of interpretations to the State's tax cap calculation that negatively affected our tax cap. These changes include:

- The available carryover - - the difference between the prior year tax cap and the actual levy for the prior year, up to one and one-half percent. Counties are now being advised that this carryover is based on the tax cap BEFORE exclusions.
- Prior year omitted taxes must now be deducted from the county tax levy in order to compute the tax cap.
- Counties must now subtract from the tax levy the total amount of sales tax that towns take as a credit to offset the county tax levy within their town. This is the state's interpretation despite Clinton County's discussions with the New York State Comptroller's Office and the Governor's Office explaining that the county levy remains the same regardless of the source of collection, that the sales tax credit is a mechanism in place for a town to pay down the county's property tax levy on behalf of its property taxpayers and is not a reduction to the county tax levy.
- Combined, these changes reduced Clinton County's tax cap by \$474,596.

For informational purposes, I have included the following table which illustrates our 2013 tax cap calculation and limit.

Tax Cap Calculation - 2013 Per FAQ Oct. 2012	
Tax Levy 1/1/12	\$ 27,929,835
Add A430 chargebacks	17,737
Add tax bill charge	24,787
Subtract town sales tax credit	(5,912,216)
Subtract omitted taxes	(55,509)
Net 2012 Tax Levy	\$ 22,004,634
Multiply by Tax Base Growth Factor	<u>1.0048</u>
Subtotal	22,110,256
Add PILOTS Receivable 12/31/12	<u>625,517</u>
Subtotal	22,735,773
x Allowable Levy Growth Factor	<u>1.02</u>
Subtotal	23,190,489
Deduct PILOTS Receivable 12/31/12	(727,071)
Tax Cap Before Exclusions	\$ 22,463,418
Exclusions:	
Add NYS Retirement pension contribution	0
Add Court Order/Judgments from Tort Actions	0
Add previous year Allowable Carryover up to 1.5%	100,782
2013 TAX CAP	\$ 22,564,200
Tax Levy 1/1/13 - budget	28,284,430
Add A430 chargebacks	7,106
Add tax bill charge	25,023
Subtract town sales tax credit	(6,184,527)
Subtract omitted taxes	(104,733)
Net 2013 Tax Levy	\$ 22,027,299
Under Tax Cap	\$ (536,901)

Although for the most part departmental budgets were in line with my directive that submissions should only include necessary items, they still resulted in a budget that includes an increased tax levy. The main reason, of course, is the cost of personnel, as it remains the single largest driving cost of all municipal budgets. In Clinton County, salaries and associated fringes which include contributions to the New York State's retirement systems, health insurance

premiums, FICA, workers' compensation and unemployment alone represent a net cost to the County of \$46.0 million. As such, we have taken and are continuing to take steps to address the issue. This budget contains 2 layoffs and the elimination of 1 position through attrition. Further, you will recall that in March, the 45 remaining full-time equivalents in the Home Care Unit retired, were hired by HCR or another employer, or were laid off. Additionally, the Personnel Committee is continuing its practice of bi-monthly meetings and thoroughly reviewing all backfill requests. This process alone has produced significant savings throughout the year.

In addition to these usual culprits, this budget also includes several other expenditures that necessitate highlighting. The first, obviously, is the County's Medicaid expense. Medicaid continues to be the largest New York State mandate placed upon Clinton County. As mentioned previously, the Medicaid cost to Clinton County taxpayers in 2013 is a staggering \$17,760,300 -- an automatic increase of \$348,237 over 2012 -- and alone will consume 62.8 percent of the tax levy. Next, there are the normal major departmental budgets:

- Health Department – an overall decrease of \$1,089,930. However, the sale of the CHHA and LTHHC operating certificates saved \$1,728,554; therefore, a year-to-year comparison absent these programs is an actual increase of \$638,600.
- Sheriff's Department – a combined increase of \$1,102,479, mainly due to personnel costs and loss of inmate boarding revenue.
- Airport – An “A Fund” transfer to “F Fund” increase of \$613,474, mainly due to personnel costs and necessary operating supplies/equipment.
- Mental Health – a combined increase of \$309,114, mainly due to the final year of a 4-year phase out of Comprehensive Outpatient Program Services funding and Medicaid reimbursement restructuring. We are continuing to monitor the escalating costs of these non-mandated services.

- Social Services – in the department that houses the aforementioned Medicaid expense and its automatic increase of \$348,237, a combined increase to the budget of only \$130,699 – a 0.5% increase -- was obtained by a thorough revenue analysis by the department.

It should also be noted that several other departmental budgets including Office for the Aging, Board of Elections, Coroner, Highway, Legal Defense, Nursing Home, Real Property and Treasurer are at or under the levy increase of 1.3 percent.

As detailed in his budget memorandum, the County Treasurer has recommended several offsets to the 2013 budget. The largest, of course, is sales tax revenue. As has been reported, analysis of sales tax receipts from 2012 indicates that Clinton County will exceed its budgeted projection. This is obviously welcomed news, and marks the second straight year in which we have seen this dynamic. You may recall that we did not meet projections in either 2009 or 2010 which placed greater pressure on the fund balance in those years. Based on this information, together with a local market analysis and a strong Canadian dollar, it is with cautious optimism that the Treasurer is projecting total sales tax revenue at \$50,000,000 for 2013; an increase of \$2 million. Using this projection, Clinton County would receive \$21,665,000 based on existing distribution formulas and \$12,500,000 from the additional 1 percent for a total of \$34,165,000; an increase of \$1,475,000. The Treasurer's memorandum also includes a \$1,032,325 -- down from \$1.8 million in 2012 -- transfer from the Tax Stabilization Fund that was created in 2011 to offset budgets into the future. Another revenue offset that should be mentioned is the all important general fund's unreserved fund balance. This budget includes an unreserved fund balance contribution of \$2,000,000; the same amount as in 2012. This is a reasonable number that does not jeopardize the stability of the County's fiscal position and allows the fund balance

to remain well within the Comptroller's recommendation. Lastly, this is the first of four years in which HCR revenue -- \$322,500 in 2013 -- will be included to reduce the tax levy.

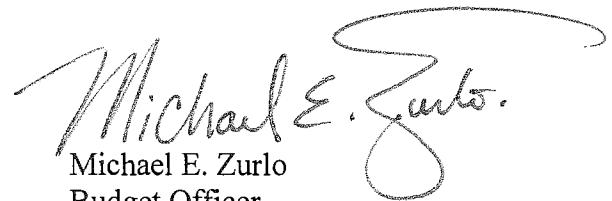
Total appropriations submitted in the initial 2013 budget requests were \$160.6 million and were offset by revenues in the amount of \$128.7 million. Approval at this level would have resulted in a tax levy of \$31.9 million; a \$4 million increase or an untenable 14.3 percent over the 2012 tax levy. Further, this would have exceeded the tax cap by over \$3.1 million or 10.8 percent. The resulting gross tax rate at the requested level would have been \$6.85 per \$1,000 of assessed value compared to the 2012 level of \$6.05 per \$1,000. The difference of \$.80 would have resulted in a tax rate increase of a 13.2 percent and would have necessitated passage of a local law to override the tax cap. These numbers were simply unacceptable and not in line with the Legislature's directive to me to stay within the tax cap.

Therefore, after thoroughly reviewing each departmental budget request, examining revenue projections and working with the County Treasurer to identify offsets from fund balances and reserves, several actions were taken to significantly enhance the 2013 budget picture. As such, the budget contains total appropriations of \$155.7 million and revenues of \$127.4 million. The resulting gross tax rate now stands at \$6.07 per \$1,000 of assessed value. This compares to the 2012 gross tax rate of \$6.05 and results in an increase of 0.3 percent. **Further, as mentioned earlier, the levy stands at \$28,284,430 which is \$536,901 or 1.9 percent below the allowable tax cap amount.**

As I opined in last year's budget message, formulating a spending plan as we continue to operate within a fragile economic environment, contend with high unemployment -- 9.1 percent in latest report from the New York State Department of Labor -- and are forced to deal with New

York State's failure to relieve county governments of onerous mandates to carry out their initiatives is becoming increasingly demanding. Although we again met the tax cap, sustaining this dynamic in the future will simply not be attainable unless we see meaningful mandate relief. Unfortunately, the Governor has recently acknowledged that tackling mandates is not a priority of his administration and that it is up to local governments to "make the tough choices." I would argue that we have, in fact, done just that. Operating budgets are razor thin, local non-mandated programs and services are being reduced -- Home Care sale and Clinton County Public Transit route reduction -- and contract agencies have seen little or no increases in recent years. Further, although sales tax is showing positive signs, it would be irresponsible to assume it will be a panacea each year. As such, we must continue to work with the New York State Association of Counties and advocate for relief even though Albany is providing a lukewarm environment in which to do so. That being said, the 2013 Budget is balanced and meets both our fiduciary responsibilities and our moral obligations in a manner that does not leave the County in a precarious fiscal situation or overburden the county taxpayer.

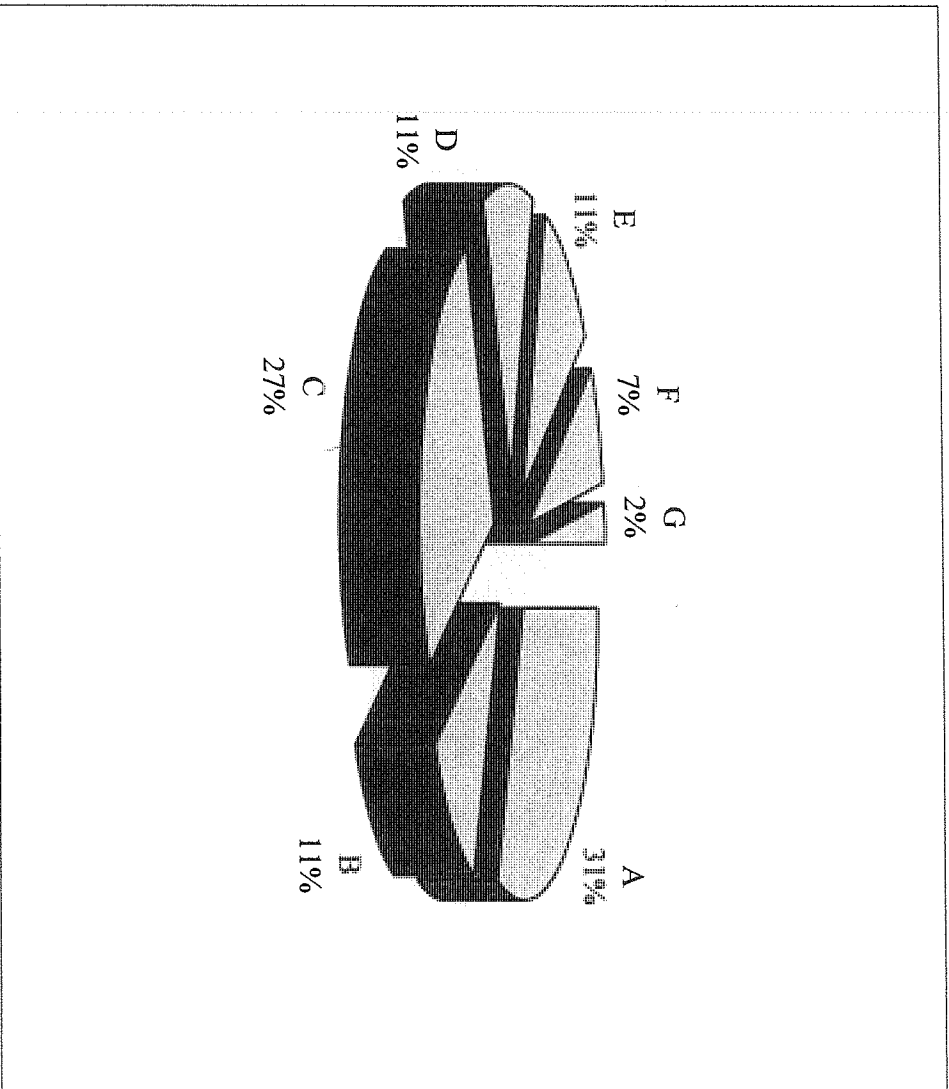
Respectfully submitted,

A handwritten signature in black ink that reads "Michael E. Zurlo." The signature is written in a cursive style with a large, sweeping flourish at the end.

Michael E. Zurlo
Budget Officer
December 21, 2012

EXHIBIT A

CLINTON COUNTY 2013 APPROPRIATIONS

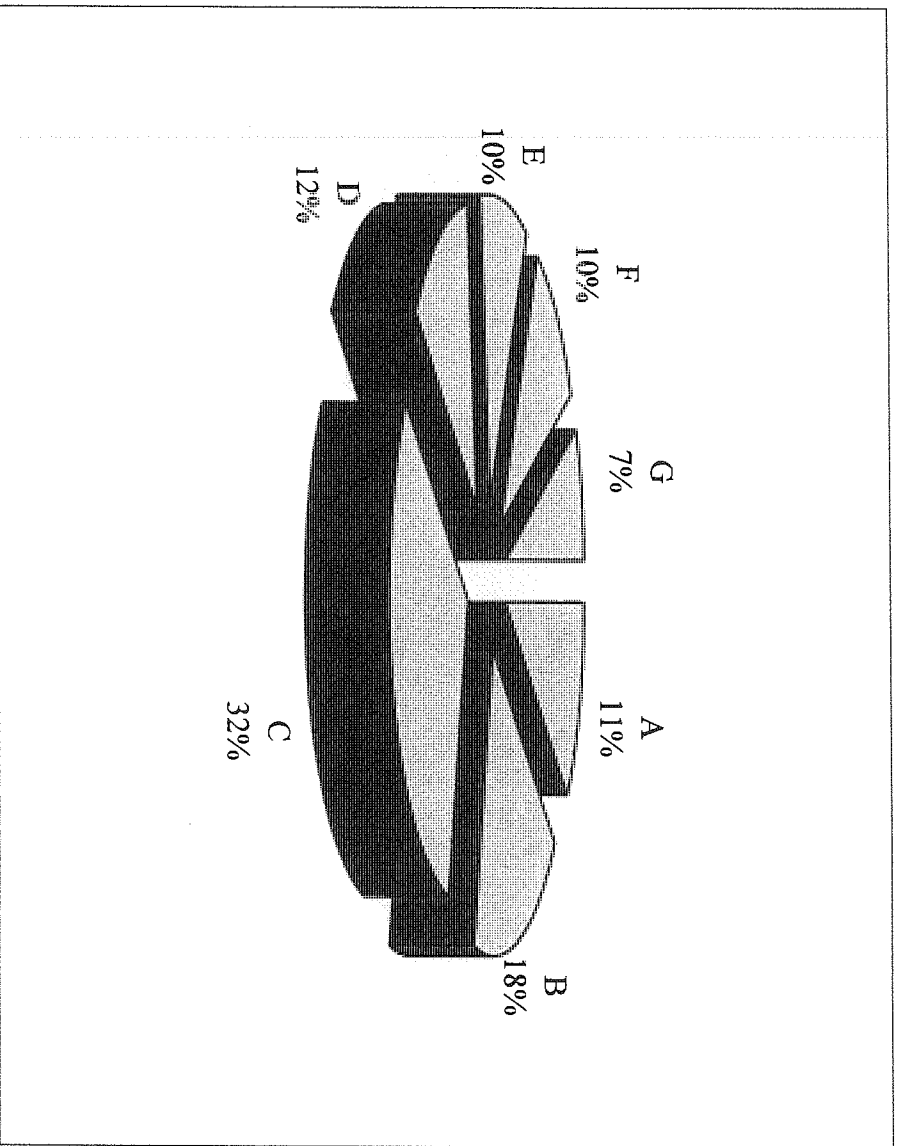


A. Social Services	\$ 48,060,176
B. Mental Health, Public Health, Nursing Home	\$ 17,412,310
C. General Administration, Transfers, Debt Service, Shared Services, Insurance	\$ 42,645,384
D. Highway, Airport & CCPT	\$ 16,888,221
E. Public Safety	\$ 17,005,443
F. Education, Aging, Culture & Recreation	\$ 10,344,761
G. Home & Community Services	\$ 3,373,561

Total Appropriations = \$155,729,856

EXHIBIT B

CLINTON COUNTY 2013 REVENUES



Total Revenues = \$155,729,856

A. State Aid	\$ 17,006,276
B. Real Property Tax	\$ 28,284,430
C. Sales Tax	\$ 50,000,000
D. Non-Property Tax Income	\$ 18,758,567
E. Federal Aid	\$ 15,408,346
F. Transfers, Fund Balances and Reserves	\$ 15,662,883
G. Departmental Income	\$ 10,609,354

EXHIBIT C

2013 BUDGET - SUMMARY BY FUNDS

COUNTY OF CLINTON	TOTAL ALL FUNDS	"A" GENERAL FUND	"D" FUND HIGHWAY ROADS	"E" FUND NURSING HOME	"F" FUND AIRPORT	"L" FUND LANDFILL	"M" FUND HIGHWAY MACHINERY
Total Appropriations	\$ 155,729,856	\$ 129,503,732	\$ 9,887,684	\$ 8,022,961	\$ 4,420,147	\$ 2,829,832	\$ 1,065,500
LESS: Estimated revenues	111,835,043	96,713,822	3,126,050	5,784,805	2,347,007	2,797,859	1,065,500
Fund Balances/Retained Earnings	4,166,665	2,000,000	375,000	1,759,692	0	31,973	0
E911 Restricted Fund Balance	52,500	52,500					
Capital Reserve	100,000	50,000	50,000				
Computer Reserve	28,460	28,460					
DA Federal Justice Reserve	22,978	22,978					
DA Treasury Reserve	21,472	21,472					
Stop - DWI Reserve	46,127	46,127					
Sheriff Justice Reserve	59,282	59,282					
Sheriff Treasury Reserve	52,336	52,336					
Tax Stabilization Reserve	1,032,325	1,032,325					
Tobacco Reserve	1,140,000	1,140,000					
General Fund Transfer	8,888,238		6,336,634	478,464	2,073,140	0	0
Total Revenues	\$ 127,445,426	\$ 101,219,302	\$ 9,887,684	\$ 8,022,961	\$ 4,420,147	\$ 2,829,832	\$ 1,065,500
2013 Tax Levy	\$ 28,284,430	\$28,284,430	\$0	\$0	\$0	\$0	\$0

**EXHIBIT D
COMPARISON OF 2012-2013 COUNTY TAX RATES**

Tax Levy..... \$28,284,430
Sales Tax..... \$11,980,761

MUNICIPALITY	GROSS TAX RATE		SALES TAX CREDIT		NET TAX RATE PER \$1,000		NET RATE DIFFERENCE	TAX Increase/Decrease ASSESSMENT	
	2012	2013	2012	2013	2012*	2013*		\$80,000	\$100,000
ALTONA	6.05	6.07	3.10	3.18	2.96	2.90	(0.06)	\$ (4.80)	\$ (6.00)
AUSABLE (T)	6.05	6.07	3.10	3.18	2.95	2.90	(0.05)	(4.00)	(5.00)
KEESEVILLE (V)	6.05	6.07	0.00	3.18	6.05	2.90	(3.15)	(252.00)	(315.00)
BEEKMANTOWN	6.05	6.07	0.00	0.00	6.05	6.07	0.02	1.60	2.00
BLACK BROOK	6.05	6.07	3.10	3.18	2.96	2.89	(0.07)	(5.60)	(7.00)
CHAMPLAIN (T)	6.05	6.07	0.00	0.00	6.05	6.08	0.03	2.40	3.00
CHAMPLAIN (V)	6.05	6.07	0.00	0.00	6.06	6.07	0.01	0.80	1.00
ROUSES POINT (V)	6.05	6.07	0.00	0.00	6.05	6.04	(0.01)	(0.80)	(1.00)
CHAZY	6.05	6.07	3.10	3.18	2.96	2.89	(0.07)	(5.60)	(7.00)
CLINTON	6.05	6.07	3.10	3.18	2.96	2.90	(0.06)	(4.80)	(6.00)
DANNEMORA (T)	6.05	6.07	3.10	3.18	2.95	2.89	(0.06)	(4.80)	(6.00)
DANNEMORA (V)	6.05	6.07	0.00	0.00	6.05	6.04	(0.01)	(0.80)	(1.00)
ELLENBURG	6.05	6.07	3.10	3.18	2.96	2.89	(0.07)	(5.60)	(7.00)
MOOERS	6.05	6.07	3.10	3.18	2.95	2.90	(0.05)	(4.00)	(5.00)
PERU	6.05	6.07	3.10	3.18	2.95	2.88	(0.07)	(5.60)	(7.00)
PLATTSBURGH (T)	6.05	6.07	0.00	0.00	6.04	6.01	(0.03)	(2.40)	(3.00)
SARANAC (T)	6.05	6.07	3.10	3.18	2.95	2.89	(0.06)	(4.80)	(6.00)
DANNEMORA (V)	6.05	6.07	0.00	0.00	6.02	6.08	0.06	4.80	6.00
SCHUYLER FALLS	6.05	6.07	3.10	3.18	2.95	2.89	(0.06)	(4.80)	(6.00)
PLATTSBURGH (C)	6.05	6.07	0.00	0.00	6.04	6.05	0.01	0.80	1.00

*Net tax rates include A430 chargebacks, a tax bill printing charge and omitted taxes.

GROSS TAX RATE		
2011	\$5.96	
2012	6.05	
Increase	\$0.09	1.5%

GROSS TAX RATE		
2012	\$6.05	
2013	6.07	
Increase	\$0.02	0.3%

EXHIBIT E 2012 - 2013 COMPARISON OF LOCAL SHARE

A = 100% Mandated, B = Mandated with Local Control, C = Non-Mandated

ACCOUNT	CODE	DEPARTMENT	2012			2013			2012/2013	
			Expense	Revenue	Local Share	Expense	Revenue	Local Share	\$ DIFF	% CHG
A6772700	C	OFFICE FOR AGING ADMINISTRATION	319,280	81,161	238,119	341,462	73,220	266,242	30,123	12.7%
A6772701	C	SENIOR OUTREACH	226,581	42,728	183,853	216,456	35,368	181,088	(2,765)	-1.5%
A6772702	C	NEWSLETTER	17,354	1,155	16,199	17,354	1,155	16,199	0	0.0%
A6772703	C	SENIOR CENTER	72,952	2,000	70,952	99,969	2,000	93,969	23,017	32.4%
A6772704	C	LEGAL SERVICE	16,875	0	16,875	16,875	0	16,875	0	0.0%
A6772705	C	CONGREGATE MEALS	402,067	194,948	207,119	359,611	188,347	171,264	(35,855)	-17.3%
A6772706	C	HOMEBOUND MEALS	618,116	204,218	413,898	678,194	199,029	479,165	65,267	15.8%
A6772707	C	SENIOR EMPLOYMENT	174,030	156,620	17,410	132,117	101,307	30,810	13,400	77.0%
A6772709	C	ESCORT	55,000	700	54,300	48,761	700	48,061	(6,239)	-11.5%
A6772710	C	COMMUNITY SERVICE	41,641	25,000	16,641	49,183	25,000	24,183	7,542	45.3%
A6772712	C	LIFELINE	175,900	78,572	97,328	139,341	87,368	51,973	(45,355)	-46.6%
A6772713	C	HOUSING RESOURCE PACKAGER	23,548	0	23,548	10,000	0	10,000	(13,548)	-57.5%
A6772714	C	SENIOR TRANSPORTATION	20,000	350	19,650	18,000	50	17,950	(1,700)	-8.7%
A6772715	C	SENIOR SWIM AND GYM	15,003	2,000	13,003	0	0	0	(13,003)	-100.0%
A6772719	C	EXPANDED IN-HOME SERVICE	493,660	212,122	281,538	494,426	227,064	267,362	(14,176)	-5.0%
A6772720	C	TITLE III-D	4,239	3,789	450	17,979	5,662	12,317	11,867	2637.1%
A6772725	C	ELDER CAREGIVERS	88,861	33,258	55,603	88,591	30,017	58,574	2,971	5.3%
A6772726	C	CONGREGATE SERVICE INITIATIVE	5,129	2,391	2,738	6,500	2,391	4,109	1,371	50.1%
A7620850	C	SENIOR RECREATION	6,651	800	5,851	6,651	500	6,151	300	5.1%
		TOTAL OFFICE FOR AGING	2,776,887	1,041,812	1,735,075	2,737,470	979,178	1,758,292	23,217	1.3%
F5610487	C	FACILITIES	421,245	421,245	0	441,878	441,878	0	0	0.0%
F5610488	C	OPERATIONS	1,261,861	1,261,861	0	1,177,732	1,177,732	0	0	0.0%
F5610489	C	FIRE DEPARTMENT	368,222	368,222	0	473,634	473,634	0	0	0.0%
F5610490	C	SECURITY	419,559	419,559	0	449,838	449,838	0	0	0.0%
F5610495	C	FORMER COUNTY AIRPORT	30,001	30,001	0	31,226	31,226	0	0	0.0%
F5610497	C	AIRPORT ADMINISTRATION	1,304,220	1,304,220	0	1,378,008	1,378,008	0	0	0.0%
F5610499	C	FIXED BASED OPERATOR	50,000	50,000	0	100,000	100,000	0	0	0.0%
F9730000	C	BOND ANTICIPATION NOTE	505,167	505,167	0	367,831	367,831	0	0	0.0%
F9730911	C	BAN-CAPITAL RESERVE	29,800	29,800	0	0	0	0	0	0.0%
A9901955	C	TRANSFER TO AIRPORT	1,459,666	0	1,459,666	2,073,140	0	2,073,140	613,474	42.0%
		TOTAL AIRPORT	5,849,741	4,390,075	1,459,666	6,493,287	4,420,147	2,073,140	613,474	42.0%

ACCOUNT	CODE	DEPARTMENT	2012			2013			2012/2013	
			Expense	Revenue	Local Share	Expense	Revenue	Local Share	\$ DIFF	% CHG
A1450000	B	BOARD OF ELECTIONS	378,602	250	378,352	362,630	150	362,480	(15,872)	-4.2%
A1450013	B	BOARD OF ELECTIONS - CHANGEBACKS	315,535	315,535	0	187,807	187,807	0	0	0.0%
		TOTAL BOARD OF ELECTIONS	694,137	315,785	378,352	550,437	187,957	362,480	(15,872)	-4.2%
A1340000	B	BUDGET OFFICER	850	0	850	850	0	850	0	0.0%
A1430051	C	LABOR RELATIONS	159,128	0	159,128	133,000	0	133,000	(26,128)	-16.4%
A7180000	C	SNOW/MOBILE	100,000	100,000	0	100,000	100,000	0	0	0.0%
A1920000	C	MUNICIPAL ASSOCIATION DUES	8,171	0	8,171	8,417	0	8,417	246	3.0%
A1930000	B	JUDGMENTS AND CLAIMS	50,000	0	50,000	50,000	0	50,000	0	0.0%
A1985000	C	DISTRIBUTION OF SALES TAX	15,310,000	15,310,000	0	15,835,000	15,835,000	0	0	0.0%
A1990000	C	CONTINGENT FUND	200,000	0	200,000	200,000	0	200,000	0	0.0%
A8040000	C	HUMAN RIGHTS	600	0	600	500	0	500	(100)	-16.7%
		TOTAL BUDGET OFFICER	15,828,749	15,410,000	418,749	16,327,767	15,935,000	392,767	(25,982)	-6.2%
A1620060	C	BUILDINGS AND GROUNDS	1,903,661	164,905	1,738,756	2,026,446	198,689	1,827,757	89,001	5.1%
		TOTAL BUILDINGS AND GROUNDS	1,903,661	164,905	1,738,756	2,026,446	198,689	1,827,757	89,001	5.1%
A1660000	C	CENTRAL STORES	6,330	0	6,330	6,151	0	6,151	(179)	-2.8%
A1670000	C	CENTRAL PRINTING AND MAIL	503,919	368,014	135,905	485,781	334,641	151,140	15,235	11.2%
		TOTAL CENTRAL STOREROOM	510,249	368,014	142,235	491,932	334,641	157,291	15,056	10.6%
A6410691	C	ADIR PARK LOCAL GOVT REVIEW BOARD	1,500	0	1,500	1,500	0	1,500	0	0.0%
A7415000	C	CLINTON-ESSEX-FRANKLIN LIBRARY	39,089	0	39,089	39,089	0	39,089	0	0.0%
A8090000	C	COOPERATIVE EXTENSION	225,750	0	225,750	225,750	0	225,750	0	0.0%
A7450000	C	HISTORICAL ASSOCIATION	25,000	0	25,000	25,000	0	25,000	0	0.0%
A6325589	C	JCEO	18,225	0	18,225	18,225	0	18,225	0	0.0%
A4989492	C	LIFE FLIGHT	2,500	0	2,500	2,500	0	2,500	0	0.0%
A8025000	C	REGIONAL PLANNING BOARD	9,138	0	9,138	9,138	0	9,138	0	0.0%
A8730000	C	SOIL AND WATER CONSERVATION	77,000	0	77,000	77,000	0	77,000	0	0.0%
A6410690	C	TOURIST BUREAU	440,000	418,000	22,000	440,000	440,000	0	(22,000)	-100.0%
		TOTAL CONTRACT AGENCIES	838,202	418,000	420,202	838,202	440,000	398,202	(22,000)	-5.2%
A1185500	B	CORONER	274,339	15,000	259,339	271,023	12,000	259,023	(316)	-0.1%
		TOTAL CORONER	274,339	15,000	259,339	271,023	12,000	259,023	(316)	-0.1%

ACCOUNT	CODE	DEPARTMENT	2012			2013			2012/2013	
			Expense	Revenue	Local Share	Expense	Revenue	Local Share	\$ DIF	% CHG
A1420000	B	COUNTY ATTORNEY	127,777	0	127,777	130,892	0	130,892	3,115	2.4%
		TOTAL COUNTY ATTORNEY	127,777	0	127,777	130,892	0	130,892	3,115	2.4%
A1410040	B	COUNTY CLERK	1,384,649	1,970,375	(585,726)	1,425,411	1,975,875	(550,464)	35,262	6.0%
		TOTAL COUNTY CLERK	1,384,649	1,970,375	(585,726)	1,425,411	1,975,875	(550,464)	35,262	6.0%
A9710900	B	SERIAL BONDS	989,503	490,000	499,503	965,238	465,000	500,238	735	0.1%
A9710901	B	SERIAL BONDS - CAPITAL RESERVE	1,100,000	1,100,000	0	1,125,000	1,125,000	0	0	0.0%
A9730910	B	BOND ANTICIPATION NOTE	280,812	0	280,812	330,147	0	330,147	49,335	17.6%
A9730911	B	BAN - CAPITAL RESERVE	7,549	7,549	0	50,000	50,000	0	0	0.0%
		TOTAL DEBT GENERAL FUND	2,377,864	1,597,549	780,315	2,470,385	1,640,000	830,385	50,070	6.4%
A1165020	B	DISTRICT ATTORNEY	1,031,602	216,136	815,466	1,080,212	232,825	847,387	31,921	3.9%
A1165022	C	DISTRICT ATTORNEY - CARP PROGRAM	0	0	0	143,137	143,137	0	0	0.0%
		TOTAL DISTRICT ATTORNEY	1,031,602	216,136	815,466	1,223,349	375,962	847,387	31,921	3.9%
A2490000	A	COMMUNITY COLLEGE TUITION	270,000	0	270,000	260,000	0	260,000	(10,000)	-3.7%
A2495080	C	CONTRIB TO CLINTON COMM COLLEGE	2,376,040	0	2,376,040	2,465,040	0	2,465,040	89,000	3.7%
		TOTAL EDUCATION	2,646,040	0	2,646,040	2,725,040	0	2,725,040	79,000	3.0%
A3020086	C	ENHANCED 911	321,695	321,695	0	319,612	307,500	12,112	12,112	100.0%
A3410250	C	MUTUAL FIRE AID	844,635	67,426	777,209	920,247	106,734	813,513	36,304	4.7%
A3640275	B	CIVIL DEFENSE	268,930	34,836	234,094	277,397	34,836	242,561	8,467	3.6%
		TOTAL EMERGENCY SERVICES	1,435,260	423,957	1,011,303	1,517,256	449,070	1,068,186	56,883	5.6%
A2960000	A	PHYSICALLY HANDICAPPED CHILDREN	4,462,742	2,740,799	1,721,943	4,446,662	2,641,936	1,804,726	82,783	4.8%
A4010300	C	PUBLIC HEALTH ADMINISTRATION	3,404,152	1,310,930	2,093,222	4,174,580	1,415,020	2,759,560	666,338	31.8%
A4010301	C	CERTIFIED HOME HEALTH AGENCY	5,251,547	3,358,220	1,893,327	0	0	0	(1,893,327)	-100.0%
A4010302	C	LONG TERM HOME HEALTH	1,201,950	1,366,723	(164,773)	0	0	0	164,773	100.0%
A4010308	C	SEXUALLY TRANSMITTED DISEASE	155,000	55,800	99,200	144,000	51,840	92,160	(7,040)	-7.1%
A4042325	C	RABIES CONTROL	31,177	24,978	6,199	34,735	26,698	8,037	1,838	29.6%
A4046350	B	EARLY INTERVENTION PROGRAM	1,970,082	1,213,098	756,984	1,782,983	1,131,118	651,865	(105,119)	-13.9%
A4070380	B	TUBERCULOSIS CARE	4,380	1,577	2,803	4,105	1,478	2,627	(176)	-6.3%
		TOTAL HEALTH	16,481,030	10,072,125	6,408,905	10,587,065	5,268,090	5,318,975	(1,089,930)	-17.0%

ACCOUNT	CODE	DEPARTMENT	2012			2013			2012/2013	
			Expense	Revenue	Local Share	Expense	Revenue	Local Share	\$ DIFF	% CHG
D3310000	C	TRAFFIC CONTROL	629,609	629,609	0	622,042	622,042	0	0.0%	
D5010000	C	HIGHWAY ADMINISTRATION	412,508	412,508	0	427,217	427,217	0	0.0%	
D5020000	C	ENGINEERING	263,486	263,486	0	281,011	281,011	0	0.0%	
D5110000	C	MAINTENANCE OF ROADS	3,148,399	3,148,399	0	3,145,121	3,145,121	0	0.0%	
D5112500	C	ROAD AND BRIDGE PROJECTS	1,978,416	1,978,416	0	2,000,000	2,000,000	0	0.0%	
D5113500	C	HBRR ROAD/BRIDGE PROJECTS	0	0	0	1,000,000	1,000,000	0	0.0%	
D5120000	C	BRIDGE MAINTENANCE	50,670	50,670	0	51,770	51,770	0	0.0%	
D5142000	C	SNOW REMOVAL	2,321,721	2,321,721	0	2,360,523	2,360,523	0	0.0%	
M5130000	C	MACHINERY	1,097,006	1,097,006	0	1,065,500	1,065,500	0	0.0%	
A9901951	C	TRANS TO HIGHWAY (D) ROADS	6,250,893	0	6,250,893	6,336,634	0	85,741	1.4%	
A9901952	C	TRANS TO HIGHWAY (M) MACHINERY	51,006	0	51,006	0	0	(51,006)	-100.0%	
		TOTAL HIGHWAY	16,203,714	9,901,815	6,301,899	17,289,818	10,953,184	6,336,634	34,735	0.55%
A7510000	B	COUNTY HISTORIAN	31,261	300	30,961	32,074	300	31,774	813	2.6%
		TOTAL HISTORIAN	31,261	300	30,961	32,074	300	31,774	813	2.6%
A1680064	C	INFORMATION TECHNOLOGY	713,085	46,539	666,546	747,361	45,705	701,656	35,110	5.3%
A1680065	C	INFORM TECH - SELF-MAINTENANCE	137,084	50,600	86,484	148,715	50,360	98,355	11,871	13.7%
		TOTAL IT	850,169	97,139	753,030	896,076	96,065	800,011	49,981	6.2%
A1910070	B	PROPERTY AND CASUALTY INSURANCE	411,284	0	411,284	405,735	0	405,735	(5,549)	-1.3%
A1910071	B	WORKMAN'S COMP - SELF INS OLD PLAN	32,800	23,088	9,712	7,404	0	7,404	(2,308)	-23.8%
A1722000	A	WORKMAN'S COMP - SELF INS NEW PLAN	1,339,520	1,339,520	0	1,120,995	1,120,995	0	0.0%	
A9040000	A	WORKMAN'S COMPENSATION FUNDING	630,444	0	630,444	351,220	0	351,220	(279,224)	-44.3%
A9050000	A	UNEMPLOYMENT INSURANCE	33,000	0	33,000	33,000	0	33,000	0	0.0%
		TOTAL INSURANCE	2,447,048	1,362,608	1,084,440	1,918,354	1,120,995	797,359	(287,081)	-26.5%
L8160010	B	SOLID WASTE - COUNTY	476,897	476,897	0	586,473	586,473	0	0.0%	
L8160011	B	SOLID WASTE - CASSELLA	2,094,961	2,094,961	0	2,190,859	2,190,859	0	0.0%	
L9710000	B	SERIAL BONDS	198,291	198,291	0	0	0	0	0	0.0%
L9901000	B	LANDFILL CONTRIBUTION TO A FUND	52,500	52,500	0	52,500	52,500	0	0.0%	
		TOTAL LANDFILL	2,822,649	2,822,649	0	2,829,832	2,829,832	0	0.0%	
A1170000	B	LEGAL DEFENSE OF INDIGENTS	1,653,858	281,337	1,372,521	1,594,079	211,951	1,382,128	9,607	0.7%
		TOTAL LEGAL DEFENSE	1,653,858	281,337	1,372,521	1,594,079	211,951	1,382,128	9,607	0.7%

ACCOUNT	CODE	DEPARTMENT	2012			2013			2012/2013	
			Expense	Revenue	Local Share	Expense	Revenue	Local Share	\$ DIFF	% CHG
A1010000	B	LEGISLATURE	381,959	0	381,959	383,026	0	383,026	1,067	0.3%
		TOTAL LEGISLATURE	381,959	0	381,959	383,026	0	383,026	1,067	0.3%
A1040000	B	CLERK OF LEGISLATURE	759,456	0	759,456	775,021	3,004	772,017	12,561	1.7%
		TOTAL LEGISLATURE - CLERK	759,456	0	759,456	775,021	3,004	772,017	12,561	1.7%
A4310410	C	MENTAL HEALTH	2,171,209	1,972,308	198,901	2,132,206	1,589,731	542,475	343,574	172.7%
A4310411	C	ADDICTION SERVICES	674,582	581,361	93,221	624,477	538,361	86,116	(7,105)	-7.6%
A4310423	C	COORDINATED CHILDREN'S SERVICES	91,962	91,962	0	95,193	95,193	0	0	0.0%
A4310424	C	REINVESTMENT CONVERSION	280,658	61,008	219,650	246,278	53,983	192,295	(27,355)	-12.5%
A4322476	C	COMMUNITY SUPPORT SERVICES	131,581	131,581	0	135,792	135,792	0	0	0.0%
A4390485	B	MENTAL HYGIENE LAW	15,000	0	15,000	15,000	0	15,000	0	0.0%
		TOTAL MENTAL HEALTH	3,364,992	2,838,220	526,772	3,248,946	2,413,060	835,886	309,114	58.7%
E6020000	C	NURSING HOME	7,895,168	7,895,168	0	7,893,026	7,893,026	0	0	0.0%
E9730000	C	BOND ANTICIPATION NOTE	160,148	160,148	0	129,935	129,935	0	0	0.0%
E9731000	C	BAN - CAPITAL RESERVE	1,930	1,930	0	0	0	0	0	0.0%
A9901953	C	TRANSFER TO NURSING HOME	505,202	0	505,202	478,464	0	478,464	(26,738)	-5.3%
		TOTAL NURSING HOME	8,562,448	8,057,246	505,202	8,501,425	8,022,961	478,464	(26,738)	-5.3%
A1430050	B	PERSONNEL	649,537	8,000	641,537	676,440	7,000	669,440	27,903	4.3%
		TOTAL PERSONNEL	649,537	8,000	641,537	676,440	7,000	669,440	27,903	4.3%
A5630000	C	CLINTON COUNTY PUBLIC TRANST	1,521,325	1,497,325	24,000	1,514,890	1,490,890	24,000	0	0.0%
A8020875	C	PLANNING	224,166	20,410	203,756	231,341	9,711	221,630	17,874	8.8%
		TOTAL PLANNING	1,745,491	1,517,735	227,756	1,746,231	1,500,601	245,630	17,874	7.8%
A3140100	B	PROBATION	1,980,000	611,738	1,368,262	2,200,097	664,410	1,535,687	167,425	12.2%
A3140105	C	PRE-TRIAL RELEASE	51,046	22,891	28,155	47,432	21,044	26,388	(1,767)	-6.3%
A3140106	C	ALTERNATIVES TO INCARCERATION	66,476	24,284	42,192	68,831	23,315	45,516	3,324	7.9%
A3140111	C	PRISON DIVERSION	71,162	49,543	21,619	0	0	0	(21,619)	-100.0%
		TOTAL PROBATION	2,168,684	708,456	1,460,228	2,316,360	708,769	1,607,591	147,363	10.1%
A1355000	B	REAL PROPERTY	726,309	142,611	583,698	729,384	142,565	586,819	3,121	0.5%
		TOTAL REAL PROPERTY	726,309	142,611	583,698	729,384	142,565	586,819	3,121	0.5%

ACCOUNT	CODE	DEPARTMENT	2012			2013			2012/2013	
			Expense	Revenue	Local Share	Expense	Revenue	Local Share	\$ DIFF	% CHG
A1162000	B	COURT OFFICERS	40,006	40,006	0	37,736	37,736	0	0.0%	
A3110090	B	SHERIFF	2,435,747	404,809	2,030,938	2,656,266	400,934	2,255,332	224,414	11.0%
A3110091	B	SEIZURE RESERVE	44,609	44,609	0	49,836	49,836	0	0.0%	
A3110096	B	JUSTICE RESERVE	49,768	49,768	0	56,782	56,782	0	0.0%	
A3150000	B	JAIL	9,337,880	1,647,708	7,690,172	9,920,034	1,353,677	8,566,357	876,185	11.4%
A3310266	C	BOAT PATROL	141,329	58,703	82,626	141,902	57,396	84,506	1,880	2.3%
A3315331	C	STOP-DWI	283,316	283,316	0	309,251	309,251	0	0.0%	
		TOTAL SHERIFF	12,332,655	2,528,919	9,803,736	13,171,827	2,265,612	10,906,215	1,102,479	11.2%
A6010000	A	SOCIAL SERVICES ADMINISTRATION	14,032,042	11,211,192	2,820,850	14,875,832	12,052,267	2,823,565	2,715	0.1%
A6010001	A	SOCIAL SERVICES - FFES FUNDS	543,366	543,366	0	585,644	585,644	0	0.0%	
A6055000	A	CHILD CARE BLOCK GRANT	994,707	895,312	99,395	1,000,000	900,605	99,395	0	0.0%
A6070525	A	PURCHASE OF SERVICES	652,630	652,630	0	666,172	666,172	0	0.0%	
A6100000	A	MEDICAID	17,412,040	0	17,412,040	17,760,277	0	17,760,277	348,237	2.0%
A6101000	A	MEDICAL ASSISTANCE	664,632	350,947	313,685	715,751	380,000	335,751	22,066	7.0%
A6103000	A	AID TO AGING, BLIND & DISABLED	1,500	0	1,500	1,500	0	1,500	0	0.0%
A6106000	A	ADULT HOMES SPECIAL NEEDS	5,000	5,000	0	5,000	5,000	0	0.0%	
A6109550	A	FAMILY ASSISTANCE	4,550,000	4,049,063	500,937	4,300,000	3,980,320	319,680	(181,257)	-36.2%
A6119560	A	CHILD CARE	3,200,000	2,781,646	418,354	3,200,000	2,781,646	418,354	0	0.0%
A6119562	A	CHILD CARE - EDUCATION OF PHC	1,275,000	724,812	550,188	1,300,000	739,024	560,976	10,788	2.0%
A6123572	A	JUVENILE DELINQUENT CARE	200,000	104,826	95,174	100,000	54,826	45,174	(50,000)	-52.5%
A6129000	A	STATE TRAINING SCHOOLS	125,000	0	125,000	270,000	0	270,000	145,000	116.0%
A6140000	A	SAFETY NET	3,200,000	1,450,000	1,750,000	3,000,000	1,391,850	1,608,150	(141,850)	-8.1%
A6142000	A	EMERGENCY ASSISTANCE TO ADULTS	330,000	165,000	165,000	280,000	140,000	140,000	(25,000)	-15.2%
		TOTAL SOCIAL SERVICES	47,185,917	22,933,794	24,252,123	48,060,176	23,677,354	24,387,822	130,699	0.5%
A1320000	B	INDEPENDENT AUDIT	65,200	0	65,200	67,200	0	67,200	2,000	3.1%
A1325000	B	TREASURER	925,221	2,615,516	(1,690,295)	952,975	2,695,071	(1,742,096)	(51,801)	-3.1%
A1362030	B	TAX ADVERTISING	30,000	30,000	0	25,000	26,000	(1,000)	(1,000)	-100.0%
A1364031	B	EXPENSE ON PROPERTY ACQUIRED	106,500	106,500	0	76,500	81,000	(4,500)	(4,500)	-100.0%
A1380000	B	FISCAL AGENT FEES	3,500	0	3,500	3,000	0	3,000	(500)	-14.3%
		TOTAL TREASURER	1,130,421	2,752,016	(1,621,595)	1,124,675	2,802,071	(1,677,396)	(55,801)	-3.4%
A6510000	C	VETERANS SERVICE AGENCY	229,215	8,654	220,561	241,922	8,401	233,521	12,960	5.9%
		TOTAL VETERANS	229,215	8,654	220,561	241,922	8,401	233,521	12,960	5.9%
A6610000	A	WEIGHTS AND MEASURES	102,063	47,200	54,863	106,728	42,500	64,228	9,365	17.1%
		TOTAL WEIGHTS AND MEASURES	102,063	47,200	54,863	106,728	42,500	64,228	9,365	17.1%

ACCOUNT	CODE	DEPARTMENT	2012			2013			2012/2013	
			Expense	Revenue	Local Share	Expense	Revenue	Local Share	\$ DIFF	% CHG
A7310800	C	YOUTH BUREAU	206,934	36,406	170,528	211,696	36,406	175,290	4,762	2.8%
A7310802	C	YOUTH RECREATION	59,104	16,861	42,243	59,804	16,861	42,943	700	1.7%
		TOTAL YOUTH	266,038	53,267	212,771	271,500	53,267	218,233	5,462	2.6%
		SUBTOTAL	157,774,071	92,465,699	65,308,372	155,729,856	89,076,101	66,653,755	1,345,383	2.1%
		MISCELLANEOUS REVENUES								
000000		GENERAL "A" FUND BALANCE	0	2,000,000	2,000,000	0	2,000,000	2,000,000	0	0.0%
000007		TAX STABILIZATION FUND	0	1,800,000	1,800,000	0	1,032,325	1,032,325	(767,675)	-42.6%
411100		SALES AND USE TAX	0	32,690,000	32,690,000	0	34,165,000	34,165,000	1,475,000	4.5%
426552		HCR REVENUE	0	0	0	0	322,500	322,500	322,500	100.0%
426650		SALE OF EQUIPMENT	0	2,000	2,000	0	2,000	2,000	0	0.0%
426801		INSURANCE RECOVERIES	0	25,000	25,000	0	28,000	28,000	3,000	12.0%
427000		MEDICARE PART D REIMBURSEMENT	0	100,000	100,000	0	115,000	115,000	15,000	15.0%
427011		REFUND OF PRIOR YEAR EXPENSE	0	50,000	50,000	0	50,000	50,000	0	0.0%
427200		OFF TRACK BETTING EARNINGS	0	110,000	110,000	0	85,000	85,000	(25,000)	-22.7%
427701		MISCELLANEOUS REVENUES	0	40,000	40,000	0	45,000	45,000	5,000	12.5%
428010		INTERFUND - AIRPORT INDIRECT COSTS	0	177,250	177,250	0	172,000	172,000	(5,250)	-3.0%
428013		INTERFUND - NURSING HOME INDIRECT COSTS	0	324,600	324,600	0	300,000	300,000	(24,600)	-7.6%
450310		METHANE GAS REVENUE - LANDFILL	0	52,500	52,500	0	52,500	52,500	0	0.0%
430701		RAIL STATE AID	0	7,187	7,187	0	0	0	(7,187)	-100.0%
		TOTAL MISCELLANEOUS REVENUES	0	37,378,537	37,378,537	0	38,369,325	38,369,325	990,788	2.7%
		COUNTY TOTALS	157,774,071	129,844,236	27,929,835	155,729,856	127,445,426	28,284,430	354,595	1.3%

CODE	2012 SUMMARY			2013 SUMMARY			DIFFERENCE
	EXPENSE	REVENUE	LOCAL SHARE	EXPENSE	REVENUE	LOCAL SHARE	
A	54,023,686	27,061,313	26,962,373	54,378,781	27,482,785	26,895,996	(66,377)
B	30,687,154	14,192,995	16,494,159	31,537,136	13,776,187	17,760,949	1,266,790
C	73,063,231	51,211,391	21,851,840	69,813,939	47,817,129	21,996,810	144,970
	157,774,071	92,465,699	65,308,372	155,729,856	89,076,101	66,653,755	1,345,383
	0	37,378,537	37,378,537	0	38,369,325	38,369,325	990,788
	157,774,071	129,844,236	27,929,835	155,729,856	127,445,426	28,284,430	354,595

A1010000 LEGISLATURE

	2011 ACTUAL	2012 ADJUSTED	2013 REQUESTED	2013 RECOMMENDED	2013 ADOPTED	Type: B
5100	Personal Services	159,240	160,220	160,300	160,300	160,300
5200	Equipment	0	0	0	0	0
5415	Office Supplies	121	500	500	500	500
5420	Postage	0	50	50	50	50
5425	Printing	52	100	100	100	100
5470	Travel	6,976	8,000	8,000	8,000	8,000
5471	Employee Mileage	7,835	8,000	8,000	8,000	8,000
5474	Advertising	191	300	300	300	300
5475	Other	2,165	2,500	2,500	2,500	2,500
5810	Retirement	14,005	16,844	16,442	15,034	15,034
5830	FICA	10,364	12,140	12,146	12,146	12,146
5860	Health Ins	135,407	173,305	185,289	183,360	176,096
TOTALS:		336,356	381,959	393,627	390,290	383,026

A1040000 CLERK-COUNTY LEGISLATURE 2011 ACTUAL 2012 ADJUSTED 2013 REQUESTED 2013 RECOMMENDED 2013 ADOPTED Type: B

5100	Personal Services	514,253	488,414	493,142	497,365	497,365
5200	Equipment	105	0	0	0	0
5415	Office Supplies	3,679	4,000	4,000	4,000	4,000
5420	Postage	7,717	8,600	8,600	8,500	8,500
5425	Printing	2,366	2,500	2,500	2,500	2,500
5426	Copying	4,207	5,100	5,100	5,000	5,000
5435	Telephone	4,866	5,200	5,200	5,200	5,200
5465	Maintenance of Equip	1,300	1,300	1,300	1,323	1,323
5470	Travel	2,703	3,200	3,200	3,200	3,200
5471	Employee Mileage	256	0	0	250	250
5473	Dues and Subscriptions	5,379	4,690	4,690	4,690	4,690
5474	Advertising	895	1,300	1,300	1,200	1,200
5475	Other	2,769	2,020	2,020	2,020	2,020
5810	Retirement	68,585	86,097	103,608	96,824	96,824
5830	FICA	38,570	37,121	37,496	37,820	37,820
5860	Health Ins	88,104	109,914	113,583	111,767	105,129
TOTALS:		745,754	759,456	785,739	781,659	775,021

A1162000 COURT ATTENDANTS-SHERIFF

2011 ACTUAL

2012 ADJUSTED

2013 REQUESTED

2013 RECOMMENDED

2013 ADOPTED

Type: B

	2011 ACTUAL	2012 ADJUSTED	2013 REQUESTED	2013 RECOMMENDED	2013 ADOPTED
5100 Personal Services	36,105	35,648	35,048	35,048	35,048
5299 Capital Equipment	0	0	0	0	0
5830 FICA	2,762	2,728	2,688	2,688	2,688
5840 Workmen's Comp	1,572	1,630	0	0	0
TOTALS:	40,439	40,006	37,736	37,736	37,736

A1165020 DISTRICT ATTORNEY		2011 ACTUAL	2012 ADJUSTED	2013 REQUESTED	2013 RECOMMENDED	2013 ADOPTED	Type: B
5100	Personal Services	597,908	631,352	703,368	647,916	647,916	
5200	Equipment	0	400	0	0	0	
5299	Capital Equipment	0	0	0	0	0	
5410	Prosecution Fund	112,347	72,000	56,000	56,000	56,000	
5415	Office Supplies	5,805	6,045	6,045	6,045	6,045	
5420	Postage	4,117	3,400	3,400	3,400	3,400	
5425	Printing	1,697	1,800	1,000	1,000	1,000	
5435	Telephone	5,603	13,648	14,347	14,347	14,347	
5445	Insurance	519	1,090	460	1,530	1,530	
5460	Gas and Oil	1,931	3,350	2,500	2,500	2,500	
5465	Maintenance of Equip	3,331	4,430	4,242	4,242	4,242	
5466	Lease Agreements	1,022	1,008	1,008	1,008	1,008	
5470	Travel	2,014	1,000	5,000	5,000	5,000	
5471	Employee Mileage	6,804	5,000	6,825	6,825	6,825	
5473	Dues and Subscriptions	18,840	20,815	21,839	21,839	21,839	
5474	Advertising	303	1,000	500	500	500	
5475	Other	18,374	14,641	15,351	14,551	14,551	
5810	Retirement	83,814	106,591	143,485	119,576	119,576	
5830	FICA	43,304	46,320	51,412	47,182	47,182	
5860	Health Ins	95,608	97,712	149,291	130,250	126,751	
TOTALS:		1,003,341	1,031,602	1,186,073	1,083,711	1,080,212	

2011 ACTUAL 2012 ADJUSTED 2013 REQUESTED 2013 RECOMMENDED 2013 ADOPTED

Type: C

A1165022 DA - CRIMES AGAINST REVENUE						
	2011 ACTUAL	2012 ADJUSTED	2013 REQUESTED	2013 RECOMMENDED	2013 ADOPTED	
5100	Personal Services	0	0	105,471	106,514	106,514
5200	Equipment	0	0	500	500	500
5435	Telephone	0	0	600	600	600
5470	Travel	0	0	750	750	750
5471	Employee Mileage	0	0	2,000	2,000	2,000
5473	Dues and Subscriptions	0	0	255	255	255
5475	Other	0	0	560	560	560
5810	Retirement	0	0	19,119	17,996	17,996
5830	FICA	0	0	8,053	8,133	8,133
5860	Health Ins	0	0	5,829	5,829	5,829
TOTALS:		0	0	143,137	143,137	143,137

A1170000 LEGAL DEFENSE OF INDIGENTS		2011 ACTUAL	2012 ADJUSTED	2013 REQUESTED	2013 RECOMMENDED	2013 ADOPTED
5100	Personal Services	23,258	23,258	23,258	23,481	23,481
5200	Equipment	0	0	0	4,000	4,000
5400	Expenses Not Itemized	7,980	13,562	7,980	8,000	8,000
5415	Office Supplies	47	100	100	100	100
5420	Postage	985	1,100	1,100	1,100	1,100
5425	Printing	0	50	50	50	50
5426	Copying	546	774	650	650	650
5475	Other	841,787	819,294	860,000	850,000	850,000
54751	Family Court/Appellate/Oth	699,847	790,000	755,000	700,000	700,000
5810	Retirement	3,246	3,940	4,852	4,901	4,901
5830	FICA	1,779	1,780	1,780	1,797	1,797
TOTALS:		1,579,475	1,653,858	1,654,770	1,594,079	1,594,079

Type: B

A1185009 CORONER

	2011 ACTUAL	2012 ADJUSTED	2013 REQUESTED	2013 RECOMMENDED	2013 ADOPTED	Type: B
5100 Personal Services	22,268	22,268	22,906	22,481	22,481	22,481
5200 Equipment	0	0	0	0	0	0
5400 Expenses Not Itemized	8,564	15,000	12,000	12,000	12,000	12,000
5415 Office Supplies	0	900	900	500	500	500
5465 Maintenance of Equip	0	200	150	150	150	150
5470 Travel	711	630	700	700	700	700
5471 Employee Mileage	624	700	700	700	700	700
5475 Other	220,927	220,000	220,000	220,000	220,000	220,000
5830 FICA	1,704	1,705	1,753	1,721	1,721	1,721
5860 Health Ins	12,607	12,936	13,961	14,245	14,245	12,771
TOTALS:	267,405	274,339	273,070	272,497	271,023	

A1320000 AUDIT		2011 ACTUAL	2012 ADJUSTED	2013 REQUESTED	2013 RECOMMENDED	2013 ADOPTED	Type: B
5400	Expenses Not Itemized	63,300	65,200	67,200	67,200	67,200	
TOTALS:		63,300	65,200	67,200	67,200	67,200	

A1325000 COUNTY TREASURER

2011 ACTUAL 2012 ADJUSTED 2013 REQUESTED 2013 RECOMMENDED 2013 ADOPTED Type: B

5100	Personal Services	487,890	501,750	508,201	512,990	512,990
5200	Equipment	0	506	0	0	0
5415	Office Supplies	33,981	36,494	37,500	36,000	36,000
5420	Postage	16,530	14,500	15,000	15,000	15,000
5425	Printing	1,707	1,000	1,000	1,000	1,000
5435	Telephone	4,073	4,400	4,400	4,400	4,400
5465	Maintenance of Equip	31,543	32,222	33,000	33,000	33,000
5466	Lease Agreements	1,917	1,908	1,908	1,908	1,908
5470	Travel	3,832	3,547	3,100	3,100	3,100
5471	Employee Mileage	0	178	100	100	100
5473	Dues and Subscriptions	600	935	935	935	935
5474	Advertising	5,920	5,000	5,000	5,000	5,000
5475	Other	78,333	117,100	76,100	73,600	73,600
5810	Retirement	70,602	88,274	109,914	102,431	102,431
5830	FICA	35,693	38,230	38,633	39,001	39,001
5850	Unemployment Ins	755	1,170	0	0	0
5860	Health Ins	119,912	119,007	130,351	129,244	124,510
TOTALS:		893,288	966,221	965,142	957,709	952,975

A1340000 BUDGET OFFICER

	2011 ACTUAL	2012 ADJUSTED	2013 REQUESTED	2013 RECOMMENDED	2013 ADOPTED	Type: B
5425 Printing	553	850	850	850	850	850
TOTALS:	553	850	850	850	850	850

A135500 REAL PROPERTY

2011 ACTUAL 2012 ADJUSTED 2013 REQUESTED 2013 RECOMMENDED 2013 ADOPTED

Type: B

5100	Personal Services	381,753	400,357	389,495	393,301	393,301
5200	Equipment	1,341	224	0	0	0
5299	Capital Equipment	0	0	0	0	0
5415	Office Supplies	2,163	2,531	2,800	2,400	2,400
5420	Postage	2,266	2,500	2,500	2,500	2,500
5425	Printing	0	224	250	250	250
5426	Copying	22	50	50	50	50
5435	Telephone	3,237	2,800	2,800	2,800	2,800
5465	Maintenance of Equip	11,777	13,092	12,972	12,026	12,026
5466	Lease Agreements	7,656	7,418	8,170	8,170	8,170
5470	Travel	2,702	2,000	2,000	2,000	2,000
5471	Employee Mileage	8,017	8,100	8,100	8,000	8,000
5473	Dues and Subscriptions	1,276	1,121	1,103	1,103	1,103
5475	Other	11,700	1,750	1,750	1,750	1,750
5810	Retirement	55,193	70,685	82,633	77,318	77,318
5830	FICA	26,986	30,505	29,684	29,976	29,976
5860	Health Ins	175,767	182,952	196,255	194,098	186,364
5862	Retiree Buyout	0	0	1,418	1,376	1,376
TOTALS:		691,856	726,309	741,980	737,118	729,384

A1362030 TAX ADVERTISING		2011 ACTUAL	2012 ADJUSTED	2013 REQUESTED	2013 RECOMMENDED	2013 ADOPTED
5400	Expenses Not Itemized	21,592	30,000	30,000	25,000	25,000
TOTALS:		21,592	30,000	30,000	25,000	25,000

Type: B

A1364031 EXPENSE ON PROPERTY ACQUIRED

	2011 ACTUAL	2012 ADJUSTED	2013 REQUESTED	2013 RECOMMENDED	2013 ADOPTED	Type: B
5400 Expenses Not Itemized	26,622	106,500	76,500	76,500	76,500	
TOTALS:	26,622	106,500	76,500	76,500	76,500	

A1380000 FISCAL AGENT FEES		2011 ACTUAL	2012 ADJUSTED	2013 REQUESTED	2013 RECOMMENDED	2013 ADOPTED	Type: B
5400	Expenses Not Itemized	2,500	3,500	3,000	3,000	3,000	
TOTALS:		2,500	3,500	3,000	3,000	3,000	

A1410040 COUNTY CLERK

	2011 ACTUAL	2012 ADJUSTED	2013 REQUESTED	2013 RECOMMENDED	2013 ADOPTED	Type: B
5100 Personal Services	830,023	796,210	832,781	840,544	840,544	
5101 Overtime	14,462	14,000	11,000	11,000	11,000	
5200 Equipment	257	3,764	1,796	0	0	
5299 Capital Equipment	0	0	0	0	0	
5415 Office Supplies	10,836	12,000	13,000	12,000	12,000	
5420 Postage	9,839	9,200	9,500	9,500	9,500	
5425 Printing	130	100	100	100	100	
5426 Copying	2,024	1,500	1,500	1,500	1,500	
5435 Telephone	5,737	6,000	6,000	5,900	5,900	
5465 Maintenance of Equip	34,277	33,851	33,079	33,021	33,021	
5470 Travel	0	400	400	400	400	
5471 Employee Mileage	24	50	50	50	50	
5473 Dues and Subscriptions	276	200	300	300	300	
5474 Advertising	0	150	150	150	150	
5475 Other	15,640	13,086	11,000	7,500	7,500	
5810 Retirement	122,187	145,048	157,945	145,418	145,418	
5830 FICA	61,098	61,140	64,031	64,625	64,625	
5860 Health Ins	283,418	287,950	307,497	304,750	293,403	
TOTALS:	1,390,228	1,384,649	1,450,129	1,436,758	1,425,411	

A1420000 COUNTY ATTORNEY		2011 ACTUAL	2012 ADJUSTED	2013 REQUESTED	2013 RECOMMENDED	2013 ADOPTED	Type: B
5100	Personal Services	66,000	66,000	67,950	67,950	67,950	
5200	Equipment	0	0	0	0	0	
5400	Expenses Not Itemized	16,632	16,632	18,500	16,800	16,800	
5415	Office Supplies	64	100	100	100	100	
5420	Postage	235	350	350	350	350	
5426	Copying	500	500	500	500	500	
5470	Travel	357	0	0	0	0	
5471	Employee Mileage	0	178	0	0	0	
5473	Dues and Subscriptions	430	500	500	500	500	
5475	Other	15,803	9,822	8,132	7,507	7,507	
5810	Retirement	9,480	11,505	14,595	13,524	13,524	
5830	FICA	5,049	5,050	5,199	5,199	5,199	
5860	Health Ins	10,165	17,140	19,394	18,861	18,462	
TOTALS:		124,715	127,777	135,220	131,291	130,892	

A1430050 PERSONNEL

	2011 ACTUAL	2012 ADJUSTED	2013 REQUESTED	2013 RECOMMENDED	2013 ADOPTED
5100 Personal Services	382,945	402,149	409,390	413,197	413,197
5200 Equipment	0	0	0	0	0
5415 Office Supplies	2,158	2,000	2,000	1,800	1,800
5420 Postage	2,372	2,200	2,300	2,200	2,200
5425 Printing	373	400	400	400	400
5426 Copying	2	0	0	0	0
5435 Telephone	2,716	2,750	2,750	2,750	2,750
5465 Maintenance of Equip	834	800	700	975	975
5466 Lease Agreements	1,822	1,750	1,750	0	0
5470 Travel	0	500	500	500	500
5473 Dues and Subscriptions	718	100	100	100	100
5475 Other	10,460	10,930	7,000	7,000	7,000
5810 Retirement	58,005	74,096	92,343	86,863	86,863
5830 FICA	28,052	30,474	31,029	31,319	31,319
5860 Health Ins	98,946	121,388	134,944	131,827	129,336
TOTALS:	589,403	649,537	685,206	678,931	676,440

Type: B

A1430051 LABOR RELATIONS

	2011 ACTUAL	2012 ADJUSTED	2013 REQUESTED	2013 RECOMMENDED	2013 ADOPTED	Type: C
5100 Personal Services	0	500	500	0	0	
5400 Expenses Not Itemized	193,484	158,500	133,100	133,000	133,000	
5810 Retirement	0	89	109	0	0	
5830 FICA	0	39	39	0	0	
TOTALS:	193,484	159,128	133,748	133,000	133,000	

2011 ACTUAL 2012 ADJUSTED 2013 REQUESTED 2013 RECOMMENDED 2013 ADOPTED

Type: B

A1450000 BOARD OF ELECTIONS						
	2011 ACTUAL	2012 ADJUSTED	2013 REQUESTED	2013 RECOMMENDED	2013 ADOPTED	
5100	Personal Services	194,533	191,420	190,848	190,888	190,888
5101	Overtime	95	1,500	1,500	600	600
5200	Equipment	6,409	0	0	0	0
5299	Capital Equipment	24,359	0	0	0	0
5415	Office Supplies	3,580	3,730	4,000	4,000	4,000
5420	Postage	14,277	20,400	22,000	19,000	19,000
5425	Printing	2,517	7,000	6,000	6,000	6,000
5435	Telephone	3,045	3,800	3,800	3,300	3,300
5465	Maintenance of Equip	729	40,750	40,750	40,350	40,350
5466	Lease Agreements	3,444	3,500	3,500	3,500	3,500
5470	Travel	3,771	4,000	4,000	4,000	4,000
5471	Employee Mileage	504	600	1,000	500	500
5473	Dues and Subscriptions	480	650	670	670	670
5474	Advertising	1,286	2,000	2,000	1,300	1,300
5475	Other	122	0	0	0	0
5810	Retirement	27,961	34,524	33,288	30,738	30,738
5830	FICA	13,958	14,683	14,639	14,574	14,574
5860	Health Ins	54,616	50,045	45,274	45,006	43,210
TOTALS:		355,686	378,602	373,269	364,426	362,630

2011 ACTUAL 2012 ADJUSTED 2013 REQUESTED 2013 RECOMMENDED 2013 ADOPTED

A1450013 BD OF ELECTION-TOWN CHARGEBACK

Type: C

5100	Personal Services	97,618	176,168	92,556	92,556
5101	Overtime	1,358	1,104	1,500	1,500
5200	Equipment	0	1,700	0	0
5415	Office Supplies	4,143	68,065	20,000	20,000
5425	Printing	37,666	32,000	40,000	40,000
5435	Telephone	754	1,000	1,000	1,000
5465	Maintenance of Equip	0	0	2,816	2,816
5471	Employee Mileage	889	3,276	2,184	2,184
5474	Advertising	0	300	0	0
5475	Other	9,199	20,400	15,800	15,800
5810	Retirement	1,169	3,495	6,846	6,846
5830	FICA	2,620	6,896	5,105	5,105
5850	Unemployment Ins	440	1,131	0	0
TOTALS:		155,856	315,535	187,807	187,807

A1620060 BUILDINGS AND GROUNDS

2011 ACTUAL 2012 ADJUSTED 2013 REQUESTED 2013 RECOMMENDED 2013 ADOPTED Type: C

5100	Personal Services	942,647	950,570	950,440	957,401	957,401
5101	Overtime	21,431	25,000	25,000	24,000	24,000
5200	Equipment	4,478	11,250	9,920	3,647	3,647
5299	Capital Equipment	0	0	35,652	30,252	30,252
5400	Expenses Not Itemized	23,996	0	27,500	27,500	27,500
5415	Office Supplies	869	300	800	800	800
5420	Postage	84	100	100	100	100
5425	Printing	50	100	100	100	100
5426	Copying	78	100	100	100	100
5430	Rent and Repairs	64,970	71,000	55,000	50,000	50,000
5432	Janitorial Supplies	0	0	30,000	27,000	27,000
5435	Telephone	4,048	5,000	5,600	5,000	5,000
5446	Taxes or Assessments	9,388	11,000	11,000	10,500	10,500
5450	Light and Power	138,074	128,100	145,377	143,000	143,000
5452	Water And Sewer	24,119	38,050	30,310	28,000	28,000
5460	Gas and Oil	10,173	11,000	11,781	11,000	11,000
5465	Maintenance of Equip	12,693	9,047	9,114	9,114	9,114
5466	Lease Agreements	25,529	25,941	9,437	8,214	8,214
5467	Uniforms	5,687	5,300	6,500	6,000	6,000
5473	Dues and Subscriptions	128	0	0	0	0
5474	Advertising	200	0	0	0	0
5475	Other	0	750	19,782	19,282	19,282
5810	Retirement	126,991	161,860	203,587	187,840	187,840
5830	FICA	70,518	74,199	74,201	74,674	74,674
5860	Health Ins	346,622	374,994	424,451	419,962	399,483
5862	Retiree Buyout	0	0	3,543	3,439	3,439
TOTALS:		1,832,773	1,903,661	2,089,295	2,046,925	2,026,446

A1660000 CENTRAL STORES		2011 ACTUAL	2012 ADJUSTED	2013 REQUESTED	2013 RECOMMENDED	2013 ADOPTED	Type: C
5465	Maintenance of Equip	100	100	100	100	100	
5860	Health Ins	6,024	6,230	6,673	6,860	6,051	
TOTALS:		6,124	6,330	6,773	6,960	6,151	

A1670000 CENTRAL PRINTING AND MAIL

	2011 ACTUAL	2012 ADJUSTED	2013 REQUESTED	2013 RECOMMENDED	2013 ADOPTED	Type: C
5100	Personal Services	98,366	102,715	103,984	104,950	104,950
5200	Equipment	0	0	0	0	0
5299	Capital Equipment	0	0	0	0	0
5415	Office Supplies	4,577	4,000	3,500	3,500	3,500
5420	Postage	226,544	272,950	250,000	250,000	250,000
5425	Printing	0	10	10	10	10
5435	Telephone	863	910	900	900	900
5460	Gas and Oil	1,877	2,000	2,000	1,900	1,900
5465	Maintenance of Equip	9,189	10,925	18,742	18,742	18,742
5466	Lease Agreements	45,963	46,832	36,887	36,887	36,887
5810	Retirement	13,552	17,101	21,472	19,897	19,897
5830	FICA	7,200	7,796	7,894	7,967	7,967
5860	Health Ins	47,829	38,680	43,195	42,385	41,028
TOTALS:		455,960	503,919	488,584	487,138	485,781

A1680064 INFORMATION TECHNOLOGY		2011 ACTUAL	2012 ADJUSTED	2013 REQUESTED	2013 RECOMMENDED	2013 ADOPTED	Type: C
5100	Personal Services	588,436	413,348	423,212	427,185	427,185	
5200	Equipment	0	5,850	19,360	0	0	
5299	Capital Equipment	0	0	0	0	0	
5415	Office Supplies	1,289	1,350	1,500	1,500	1,500	
5420	Postage	18	50	50	50	50	
5435	Telephone	2,782	2,900	3,000	3,960	3,960	
5465	Maintenance of Equip	72,855	71,680	75,891	75,836	75,836	
5466	Lease Agreements	2,223	2,052	2,052	2,052	2,052	
5470	Travel	0	200	245	245	245	
5473	Dues and Subscriptions	0	50	50	50	50	
5810	Retirement	68,177	72,397	90,815	84,709	84,709	
5830	FICA	41,588	31,440	32,193	32,496	32,496	
5860	Health Ins	81,298	111,768	123,398	120,543	119,278	
TOTALS:		858,666	713,085	771,766	748,626	747,361	

A1680065 INFORMATION TECH-SELF MAINT

	2011 ACTUAL	2012 ADJUSTED	2013 REQUESTED	2013 RECOMMENDED	2013 ADOPTED	Type: C
5100	Personal Services	45,412	47,123	47,123	47,576	47,576
5200	Equipment	58,814	39,189	41,100	49,560	49,560
5420	Postage	30	25	25	25	25
5465	Maintenance of Equip	1,371	31,111	30,300	30,000	30,000
5471	Employee Mileage	439	450	500	500	500
5475	Other	499	0	0	0	0
5810	Retirement	6,633	8,341	10,274	9,611	9,611
5830	FICA	3,331	3,574	3,574	3,609	3,609
5860	Health Ins	6,662	7,271	8,239	7,998	7,834
TOTALS:		123,191	137,084	141,135	148,879	148,715

A1722000 WORKERS COMP-SELF INS		2011 ACTUAL	2012 ADJUSTED	2013 REQUESTED	2013 RECOMMENDED	2013 ADOPTED
5400	Expenses Not Itemized	1,020,087	1,339,520	1,070,995	1,070,995	1,120,995
TOTALS:		1,020,087	1,339,520	1,070,995	1,070,995	1,120,995

Type: A

A1910070 PROPERTY & CASUALTY INSURANCE

5445 Insurance 398,255 411,284 452,413 405,735 405,735

TOTALS: 398,255 411,284 452,413 405,735 405,735

Type: B

A1910071 SELF INSURANCE		2011 ACTUAL	2012 ADJUSTED	2013 REQUESTED	2013 RECOMMENDED	2013 ADOPTED	Type: B
5400	Expenses Not Itemized	31,783	32,800	7,404	7,404	7,404	
TOTALS:		31,783	32,800	7,404	7,404	7,404	

A1920000 MUNICIPAL ASSOCIATION DUES

	2011 ACTUAL	2012 ADJUSTED	2013 REQUESTED	2013 RECOMMENDED	2013 ADOPTED
5400 Expenses Not Itemized	9,705	8,171	8,417	8,417	8,417
TOTALS:	9,705	8,171	8,417	8,417	8,417

Type: C

A1930000 JUDGMENTS & CLAIMS		2011 ACTUAL	2012 ADJUSTED	2013 REQUESTED	2013 RECOMMENDED	2013 ADOPTED
5400	Expenses Not Itemized	4,756	51,000	50,000	50,000	50,000
TOTALS:		4,756	51,000	50,000	50,000	50,000

Type: B

A1985600 DISTRIBUTION OF SALES TAX

	2011 ACTUAL	2012 ADJUSTED	2013 REQUESTED	2013 RECOMMENDED	2013 ADOPTED
5400 Expenses Not Itemized	5,845,057	15,310,000	15,835,000	15,835,000	15,835,000
TOTALS:	15,845,057	15,310,000	15,835,000	15,835,000	15,835,000

Type: C

A1990000 CONTINGENT FUND		2011 ACTUAL	2012 ADJUSTED	2013 REQUESTED	2013 RECOMMENDED	2013 ADOPTED	Type: C
5400	Expenses Not Itemized	0	200,000	200,000	200,000	200,000	
TOTALS:		0	200,000	200,000	200,000	200,000	

A2490000 COMMUNITY COLLEGE TUITION

	2011 ACTUAL	2012 ADJUSTED	2013 REQUESTED	2013 RECOMMENDED	2013 ADOPTED
5400 Expenses Not Itemized	192,884	270,000	260,000	260,000	260,000
TOTALS:	192,884	270,000	260,000	260,000	260,000

Type: A

2011 ACTUAL 2012 ADJUSTED 2013 REQUESTED 2013 RECOMMENDED 2013 ADOPTED

Type: C

A2495080 CONTR TO CLINTON COMMUNITY		2011 ACTUAL	2012 ADJUSTED	2013 REQUESTED	2013 RECOMMENDED	2013 ADOPTED
5400	Expenses Not Itemized	2,351,040	2,376,040	2,465,040	2,465,040	2,465,040
TOTALS:		2,351,040	2,376,040	2,465,040	2,465,040	2,465,040

A2930000 PLATTSBURGH AERONAUTICAL INST

	2011 ACTUAL	2012 ADJUSTED	2013 REQUESTED	2013 RECOMMENDED	2013 ADOPTED
5400 Expenses Not Itemized	25,000	0	0	0	0
TOTALS:	25,000	0	0	0	0

Type: C

2011 ACTUAL 2012 ADJUSTED 2013 REQUESTED 2013 RECOMMENDED 2013 ADOPTED
A2960000 EDUCATION OF P.H.C. - HEALTH Type: A

5100	Personal Services	0	0	92,141	91,171	91,171
5200	Equipment	2,485	0	0	0	0
5400	Expenses Not Itemized	4,029,331	4,399,742	4,501,301	4,241,301	4,241,301
5415	Office Supplies	0	0	300	300	300
5420	Postage	0	0	1,000	1,000	1,000
5425	Printing	0	0	200	200	200
5435	Telephone	0	0	700	700	700
5460	Gas and Oil	56,591	63,000	63,000	63,000	63,000
5471	Employee Mileage	0	0	700	700	700
5810	Retirement	0	0	20,086	18,418	18,418
5830	FICA	0	0	7,003	6,930	6,930
5860	Health Ins	0	0	23,896	23,273	22,942
TOTALS:		4,088,407	4,462,742	4,710,327	4,446,993	4,446,662

A3020086 PUBLIC SAFETY COMM SYSTEM 911

2011 ACTUAL 2012 ADJUSTED 2013 REQUESTED 2013 RECOMMENDED 2013 ADOPTED

Type: C

	2011 ACTUAL	2012 ADJUSTED	2013 REQUESTED	2013 RECOMMENDED	2013 ADOPTED
5100 Personal Services	71,203	75,326	76,677	77,379	77,379
5200 Equipment	8,789	3,604	1,600	1,000	1,000
5299 Capital Equipment	0	0	0	0	0
5400 Expenses Not Itemized	18,378	19,601	19,271	19,271	19,271
5415 Office Supplies	1,041	1,000	1,100	1,000	1,000
5420 Postage	332	250	250	250	250
5425 Printing	69	100	100	100	100
5430 Rent and Repairs	3,516	158	200	200	200
5435 Telephone	29,066	32,000	32,000	32,000	32,000
5445 Insurance	519	532	460	750	750
5446 Taxes or Assessments	272	351	360	360	360
5450 Light and Power	7,016	7,042	7,200	7,000	7,000
5452 Water And Sewer	417	378	378	378	378
5455 Heat and Fuel	3,942	5,345	5,300	5,300	5,300
5460 Gas and Oil	2,148	2,500	2,500	2,250	2,250
5465 Maintenance of Equip	11,021	20,308	18,331	15,831	15,831
5466 Lease Agreements	120,596	120,600	120,597	120,597	120,597
5470 Travel	720	2,000	2,000	1,500	1,500
5471 Employee Mileage	0	200	200	200	200
5473 Dues and Subscriptions	230	474	470	470	470
5475 Other	2,357	3,176	3,323	3,323	3,323
5810 Retirement	10,268	13,174	16,520	15,448	15,448
5830 FICA	5,336	5,740	5,844	5,897	5,897
5860 Health Ins	0	8,440	9,565	9,284	9,108
TOTALS:	297,236	322,299	324,246	319,788	319,612

A3110090 SHERIFF

2011 ACTUAL 2012 ADJUSTED 2013 REQUESTED 2013 RECOMMENDED 2013 ADOPTED Type: B

5100	Personal Services	1,122,987	1,216,666	1,330,504	1,309,727	1,309,727
5101	Overtime	164,234	164,459	179,952	165,000	165,000
5200	Equipment	573	0	0	0	0
5299	Capital Equipment	0	0	48,271	0	0
5400	Expenses Not Itemized	23,833	21,588	26,739	26,739	26,739
5415	Office Supplies	7,629	7,000	7,000	7,000	7,000
5420	Postage	10,346	12,000	12,000	11,000	11,000
5425	Printing	868	1,000	1,000	1,000	1,000
5435	Telephone	16,613	16,000	12,050	12,050	12,050
5450	Light and Power	493	650	550	550	550
5460	Gas and Oil	64,780	54,500	71,500	65,000	65,000
5465	Maintenance of Equip	34,926	34,150	35,079	34,784	34,784
5466	Lease Agreements	1,757	1,622	1,622	1,622	1,622
5467	Uniforms	0	15,000	15,000	14,000	14,000
5470	Travel	4,948	5,450	3,500	3,500	3,500
5473	Dues and Subscriptions	310	310	310	310	310
5475	Other	10,077	12,372	10,700	7,715	7,715
5810	Retirement	221,395	295,899	371,302	359,452	359,452
5830	FICA	93,460	105,049	114,929	112,195	112,195
5860	Health Ins	435,653	475,972	538,774	528,934	524,642
TOTALS:		2,214,882	2,439,687	2,780,782	2,660,578	2,656,286

A3110991 SHERIFF SEIZURE - CUSTOMS

	2011 ACTUAL	2012 ADJUSTED	2013 REQUESTED	2013 RECOMMENDED	2013 ADOPTED
5200	Equipment	81,060	80,301	0	0
5299	Capital Equipment	39,412	22,000	0	0
5400	Expenses Not Itemized	10,000	10,000	10,000	10,000
5415	Office Supplies	1,005	0	0	0
5435	Telephone	3,520	3,900	6,238	6,238
5445	Insurance	964	2,051	1,438	2,750
5460	Gas and Oil	4,000	6,480	6,480	6,480
5465	Maintenance of Equip	3,789	17,555	5,050	5,050
5470	Travel	0	1,975	0	0
5473	Dues and Subscriptions	60	100	100	100
5475	Other	24,108	18,542	19,218	19,218
TOTALS:		167,918	162,904	48,524	49,836

Type: B

A3110096 SHERIFF SEIZURE DEA

	2011 ACTUAL	2012 ADJUSTED	2013 REQUESTED	2013 RECOMMENDED	2013 ADOPTED	Type: C
5100 Personal Services	33,094	33,956	37,123	37,123	37,123	
5200 Equipment	1,600	0	0	0	0	
5810 Retirement	7,449	9,474	12,139	12,139	12,139	
5830 FICA	2,476	2,598	2,840	2,840	2,840	
5860 Health Ins	4,397	3,740	4,680	4,680	4,680	
TOTALS:	49,016	49,768	56,782	56,782	56,782	

A3140100 PROBATION

2011 ACTUAL 2012 ADJUSTED 2013 REQUESTED 2013 RECOMMENDED 2013 ADOPTED

Type: B

5100	Personal Services	1,245,922	1,251,652	1,309,691	1,322,126	1,322,126
5101	Overtime	6,709	6,500	7,500	7,000	7,000
5200	Equipment	1,142	292	0	0	0
5415	Office Supplies	6,705	6,300	6,500	6,300	6,300
5420	Postage	6,573	6,500	6,500	6,500	6,500
5425	Printing	394	400	500	500	500
5435	Telephone	16,996	16,000	17,000	16,500	16,500
5445	Insurance	519	545	481	400	400
5460	Gas and Oil	1,757	1,300	1,800	1,400	1,400
5465	Maintenance of Equip	11,321	11,503	12,396	12,419	12,419
5466	Lease Agreements	6,204	6,204	6,223	6,223	6,223
5470	Travel	773	4,500	5,000	4,500	4,500
5471	Employee Mileage	1,538	3,000	2,500	2,500	2,500
5473	Dues and Subscriptions	2,405	1,773	1,873	1,873	1,873
5475	Other	24,155	35,226	42,366	42,266	42,266
5810	Retirement	179,095	216,502	278,456	257,835	257,835
5830	FICA	91,239	95,685	100,102	101,016	101,016
5860	Health Ins	290,903	335,410	428,496	432,255	410,739
TOTALS:		1,894,350	1,999,292	2,227,384	2,221,613	2,200,097

A3140104 INTENSIVE SUPERVISION PROG		2011 ACTUAL	2012 ADJUSTED	2013 REQUESTED	2013 RECOMMENDED	2013 ADOPTED	Type: C
5200	Equipment	0	0	0	0	0	
TOTALS:		0	0	0	0	0	

A3140105 PRE TRIAL RELEASE PROG 2011 ACTUAL 2012 ADJUSTED 2013 REQUESTED 2013 RECOMMENDED 2013 ADOPTED Type: C

	2011 ACTUAL	2012 ADJUSTED	2013 REQUESTED	2013 RECOMMENDED	2013 ADOPTED
5100 Personal Services	33,973	39,907	37,069	37,430	37,430
5200 Equipment	0	0	0	0	0
5471 Employee Mileage	648	700	700	700	700
5475 Other	500	500	500	500	500
5810 Retirement	4,845	6,886	6,601	5,938	5,938
5830 FICA	2,599	3,053	2,836	2,864	2,864
TOTALS:	42,565	51,046	47,706	47,432	47,432

A3140106 ALTERNATIVES TO INCARC		2011 ACTUAL	2012 ADJUSTED	2013 REQUESTED	2013 RECOMMENDED	2013 ADOPTED	Type: C
5100	Personal Services	45,010	46,847	46,847	47,267	47,267	
5101	Overtime	0	0	100	0	0	
5200	Equipment	0	0	0	0	0	
5425	Printing	68	100	100	100	100	
5471	Employee Mileage	0	0	100	50	50	
5810	Retirement	6,572	8,293	10,235	9,549	9,549	
5830	FICA	3,314	3,538	3,546	3,570	3,570	
5860	Health Ins	7,494	7,698	8,723	8,468	8,295	
TOTALS:		62,458	66,476	69,651	69,004	68,831	

A3140111 PROBATION-PRISON DIVERSION

2011 ACTUAL 2012 ADJUSTED 2013 REQUESTED 2013 RECOMMENDED 2013 ADOPTED

	2011 ACTUAL	2012 ADJUSTED	2013 REQUESTED	2013 RECOMMENDED	2013 ADOPTED	Type: C
5100 Personal Services	51,601	55,173	0	0	0	
5101 Overtime	2,778	1,000	0	0	0	
5470 Travel	0	150	0	0	0	
5471 Employee Mileage	57	750	0	0	0	
5473 Dues and Subscriptions	25	25	0	0	0	
5810 Retirement	7,790	9,766	0	0	0	
5830 FICA	4,139	4,298	0	0	0	
TOTALS:	66,390	71,162	0	0	0	

A3150000 JAIL

	2011 ACTUAL	2012 ADJUSTED	2013 REQUESTED	2013 RECOMMENDED	2013 ADOPTED
5100	Personal Services	4,121,162	4,418,116	4,534,497	4,541,076
5101	Overtime	443,944	420,000	470,436	440,000
5200	Equipment	9,126	2,858	1,445	0
5299	Capital Equipment	0	0	383,530	0
5400	Expenses Not Itemized	40,434	40,878	42,462	42,462
5415	Office Supplies	10,878	10,510	10,000	10,000
5420	Postage	149	300	200	200
5425	Printing	4,647	4,000	4,000	4,000
5430	Rent and Repairs	12,917	5,899	10,000	10,000
5435	Telephone	0	0	3,950	3,950
5437	Medical Expenses	506,087	475,000	600,000	550,000
5438	Med Supplies	5,134	10,000	10,000	7,000
5440	Food	322,592	300,000	343,500	325,000
5446	Taxes or Assessments	32,111	32,556	34,000	34,000
5450	Light and Power	134,438	142,000	138,000	138,000
5452	Water And Sewer	37,952	36,000	37,500	37,500
5455	Heat and Fuel	138,036	125,000	132,000	125,000
5460	Gas and Oil	11,055	16,000	18,800	13,000
5465	Maintenance of Equip	145,280	148,809	176,982	166,982
5466	Lease Agreements	2,283	2,517	2,227	2,227
5467	Uniforms	40,932	25,000	25,000	25,000
5470	Travel	7,641	9,000	3,500	3,500
5473	Dues and Subscriptions	549	350	0	0
5474	Advertising	225	650	400	400
5475	Other	127,403	144,922	146,335	133,955
5600	Principal on Debt	332,500	360,417	387,500	387,500
5700	Interest on Debt	295,949	295,825	225,554	225,554
5810	Retirement	682,246	874,269	1,108,565	1,088,587
5830	FICA	326,279	368,610	381,301	379,470
5860	Health Ins	966,349	1,077,663	1,245,626	1,231,461
5862	Retiree Buyout	0	0	10,628	10,315
TOTALS:		8,758,298	9,347,149	10,487,958	9,936,139
					9,920,034

Type: B

A3310266 BOAT PATROL - SHERIFF

2011 ACTUAL

2012 ADJUSTED

2013 REQUESTED

2013 RECOMMENDED

2013 ADOPTED

Type: C

	2011 ACTUAL	2012 ADJUSTED	2013 REQUESTED	2013 RECOMMENDED	2013 ADOPTED
5100 Personal Services	33,083	83,205	85,835	86,255	86,255
5101 Overtime	6,440	6,500	7,000	6,500	6,500
5200 Equipment	0	0	0	0	0
5425 Printing	580	603	620	620	620
5445 Insurance	565	652	716	800	800
5460 Gas and Oil	5,951	10,997	10,000	9,000	9,000
5465 Maintenance of Equip	2,102	8,948	8,000	8,000	8,000
5467 Uniforms	3,070	3,000	3,000	2,000	2,000
5475 Other	788	3,500	2,500	1,700	1,700
5810 Retirement	3,734	17,059	25,928	19,929	19,929
5830 FICA	2,995	6,865	7,136	7,098	7,098
TOTALS:	59,308	141,329	150,735	141,902	141,902

A3315331 STOP D.W.I.		2011 ACTUAL	2012 ADJUSTED	2013 REQUESTED	2013 RECOMMENDED	2013 ADOPTED	Type: C
5100	Personal Services	44,731	52,400	56,960	56,960	56,960	
5101	Overtime	4,956	5,000	5,500	5,500	5,500	
5200	Equipment	4,304	12,000	0	0	0	
5299	Capital Equipment	6,882	0	0	0	0	
5400	Expenses Not Itemized	123,856	123,000	135,000	135,000	135,000	
5415	Office Supplies	527	1,000	1,000	1,000	1,000	
5416	Program Supplies	0	10,560	0	0	0	
5420	Postage	400	500	500	500	500	
5425	Printing	864	1,100	1,500	1,500	1,500	
5435	Telephone	1,447	1,100	1,100	1,100	1,100	
5445	Insurance	37	513	500	60	60	
5460	Gas and Oil	545	900	600	600	600	
5465	Maintenance of Equip	1,319	1,200	1,000	1,000	1,000	
5470	Travel	119	600	600	600	600	
5473	Dues and Subscriptions	1,192	1,405	1,405	1,405	1,405	
5474	Advertising	25,330	22,000	33,500	33,500	33,500	
5475	Other	17,398	22,382	26,739	26,739	26,739	
5810	Retirement	11,634	16,014	19,987	19,987	19,987	
5830	FICA	3,616	4,345	4,733	4,733	4,733	
5840	Workmen's Comp	786	978	500	500	500	
5860	Health Ins	16,350	16,879	19,130	18,567	18,567	
TOTALS:		266,293	293,876	310,254	309,251	309,251	

A3440250 MUTUAL FIRE AID

2011 ACTUAL 2012 ADJUSTED 2013 REQUESTED 2013 RECOMMENDED 2013 ADOPTED

Type: C

	2011 ACTUAL	2012 ADJUSTED	2013 REQUESTED	2013 RECOMMENDED	2013 ADOPTED
5100 Personal Services	376,109	452,590	466,554	462,645	462,645
5101 Overtime	41,924	25,000	28,000	25,000	25,000
5200 Equipment	0	0	35,000	35,000	35,000
5299 Capital Equipment	0	0	0	0	0
5415 Office Supplies	817	1,400	1,400	1,400	1,400
5420 Postage	306	500	500	450	450
5425 Printing	49	6	200	100	100
5435 Telephone	15,175	15,000	15,000	15,000	15,000
5450 Light and Power	3,440	4,000	4,000	3,500	3,500
5455 Heat and Fuel	97	300	300	300	300
5465 Maintenance of Equip	89,186	88,400	101,297	98,342	98,342
5466 Lease Agreements	15,136	7,076	7,643	7,643	7,643
5467 Uniforms	2,615	3,600	3,600	3,600	3,600
5470 Travel	2,517	1,500	1,500	1,500	1,500
5471 Employee Mileage	1,302	1,800	1,800	1,600	1,600
5473 Dues and Subscriptions	3,110	3,231	3,084	3,084	3,084
5474 Advertising	0	194	200	0	0
5475 Other	10,966	12,395	15,795	13,495	13,495
5810 Retirement	52,280	72,182	93,082	84,042	84,042
5830 FICA	30,458	36,314	37,610	37,085	37,085
5860 Health Ins	107,439	119,147	132,980	130,458	126,461
TOTALS:	752,926	844,635	949,545	924,244	920,247

A3640275 CIVIL DEFENSE

	2011 ACTUAL	2012 ADJUSTED	2013 REQUESTED	2013 RECOMMENDED	2013 ADOPTED	Type: B
5100	Personal Services	116,063	139,087	140,356	141,678	141,678
5101	Overtime	12,759	1,800	1,800	1,800	1,800
5200	Equipment	0	607	0	0	0
5299	Capital Equipment	0	0	0	0	0
5415	Office Supplies	1,162	1,200	1,200	1,200	1,200
5420	Postage	250	215	250	250	250
5425	Printing	118	200	200	200	200
5430	Rent and Repairs	2,178	1,200	1,200	1,200	1,200
5435	Telephone	7,060	9,500	9,500	7,000	7,000
5446	Taxes or Assessments	376	485	500	500	500
5450	Light and Power	8,355	10,915	11,000	10,000	10,000
5452	Water And Sewer	620	525	450	450	450
5455	Heat and Fuel	7,016	8,000	8,000	8,000	8,000
5460	Gas and Oil	4,769	3,500	3,500	3,500	3,500
5465	Maintenance of Equip	3,672	3,828	4,622	3,995	3,995
5466	Lease Agreements	1,407	1,400	1,400	1,400	1,400
5470	Travel	693	720	1,650	720	720
5471	Employee Mileage	578	100	100	100	100
5473	Dues and Subscriptions	235	285	296	296	296
5475	Other	24,200	11,490	9,836	7,036	7,036
5810	Retirement	18,922	21,806	27,133	25,373	25,373
5830	FICA	9,362	10,717	10,815	10,915	10,915
5860	Health Ins	43,321	49,094	54,941	54,018	51,784
TOTALS:		263,116	276,674	288,749	279,631	277,397

A4010300 HEALTH DEPARTMENT

2011 ACTUAL

2012 ADJUSTED

2013 REQUESTED

2013 RECOMMENDED

2013 ADOPTED

Type: C

	2011 ACTUAL	2012 ADJUSTED	2013 REQUESTED	2013 RECOMMENDED	2013 ADOPTED
5100 Personal Services	2,009,329	2,048,798	2,400,738	2,263,602	2,262,674
5101 Overtime	13,250	19,700	20,000	16,000	16,000
5102 On-Call	575	2,150	1,150	1,150	1,150
5200 Equipment	12,704	12,700	13,200	13,200	13,200
5415 Office Supplies	12,055	14,000	14,000	12,800	12,800
5420 Postage	11,915	12,700	13,000	13,000	13,000
5425 Printing	6,143	8,000	8,000	8,000	8,000
5435 Telephone	29,805	28,000	28,000	28,000	28,000
5437 Medical Expenses	103,779	76,114	75,000	75,000	75,000
5445 Insurance	8,148	8,555	8,555	11,316	11,316
5460 Gas and Oil	0	300	0	0	0
5465 Maintenance of Equip	6,624	6,134	7,419	7,574	7,574
5466 Lease Agreements	23,093	22,300	22,300	22,300	22,300
5470 Travel	8,768	10,000	18,200	10,000	10,000
5471 Employee Mileage	22,195	22,500	22,500	22,500	22,500
5472 Medical Mileage	464	500	500	100	100
5473 Dues and Subscriptions	4,586	5,151	5,496	5,366	5,366
5474 Advertising	5,550	8,000	11,200	8,000	8,000
5475 Other	112,162	125,362	142,979	122,517	122,517
5810 Retirement	278,435	350,790	482,518	431,446	431,436
5830 FICA	149,742	157,541	184,249	173,471	173,400
5840 Workmen's Comp	61,757	89,805	125,204	125,204	125,204
5850 Unemployment Ins	4,569	1,500	1,500	71,500	71,500
5860 Health Ins	371,522	547,166	760,246	716,461	691,425
5862 Retiree Buyout	0	0	43,397	42,118	42,118
TOTALS:	3,257,170	3,577,766	4,409,351	4,200,625	4,174,580

A4010301 CERTIFIED HOME HEALTH CARE		2011 ACTUAL	2012 ADJUSTED	2013 REQUESTED	2013 RECOMMENDED	2013 ADOPTED	Type: C
5100	Personal Services	2,340,412	2,296,411	0	0	0	
5101	Overtime	113,926	102,000	0	0	0	
5102	On-Call	60,498	60,000	0	0	0	
5200	Equipment	0	0	0	0	0	
5400	Expenses Not Itemized	355,610	387,240	0	0	0	
5402	Program Supplies	12,633	11,760	0	0	0	
5415	Office Supplies	11,589	17,000	0	0	0	
5420	Postage	5,842	8,000	0	0	0	
5425	Printing	7,383	7,129	0	0	0	
5430	Rent and Repairs	422	0	0	0	0	
5435	Telephone	18,994	20,000	0	0	0	
5437	Medical Expenses	59,011	60,000	0	0	0	
5445	Insurance	20,533	21,560	0	0	0	
5446	Taxes or Assessments	631	700	0	0	0	
5450	Light and Power	6,673	8,000	0	0	0	
5452	Water And Sewer	1,154	1,261	0	0	0	
5465	Maintenance of Equip	35,322	20,776	0	0	0	
5466	Lease Agreements	8,765	13,000	0	0	0	
5470	Travel	3,606	3,000	0	0	0	
5471	Employee Mileage	104,454	100,620	0	0	0	
5472	Medical Mileage	56,153	55,000	0	0	0	
5473	Dues and Subscriptions	3,173	3,335	0	0	0	
5475	Other	933,275	893,828	0	0	0	
5700	Interest on Debt	24,704	23,860	0	0	0	
5810	Retirement	358,340	413,308	0	0	0	
5830	FICA	184,398	187,310	0	0	0	
5840	Workmen's Comp	57,216	65,443	0	0	0	
5850	Unemployment Ins	3,927	1,000	0	0	0	
5860	Health Ins	484,183	412,945	0	0	0	
5862	Retiree Buyout	0	3,830	0	0	0	
TOTALS:		5,272,827	5,198,316	0	0	0	

A4019302 LONG TERM HOME HEALTH CARE

	2011 ACTUAL	2012 ADJUSTED	2013 REQUESTED	2013 RECOMMENDED	2013 ADOPTED	Type: C
5100	Personal Services	287,492	208,752	0	0	0
5101	Overtime	9,846	8,969	0	0	0
5102	On-Call	17,386	15,548	0	0	0
5200	Equipment	0	0	0	0	0
5400	Expenses Not Itemized	605,101	480,000	0	0	0
5402	Program Supplies	16,365	8,000	0	0	0
5435	Telephone	405	400	0	0	0
5445	Insurance	2,281	2,395	0	0	0
5471	Employee Mileage	182	300	0	0	0
5472	Medical Mileage	6,295	6,000	0	0	0
5475	Other	193,126	307,631	0	0	0
5810	Retirement	42,757	45,095	0	0	0
5830	FICA	23,145	17,769	0	0	0
5840	Workmen's Comp	3,633	4,764	0	0	0
5860	Health Ins	76,055	96,327	0	0	0
TOTALS:		1,284,069	1,201,950	0	0	0

	2011 ACTUAL	2012 ADJUSTED	2013 REQUESTED	2013 RECOMMENDED	2013 ADOPTED	Type: C
<u>A4010308 SEXUALLY TRANSMITTED DISEASE</u>						
5400 Expenses Not Itemized	151,780	155,000	154,825	144,000	144,000	
TOTALS:	151,780	155,000	154,825	144,000	144,000	

A4042325 RABIES CONTROL

	2011 ACTUAL	2012 ADJUSTED	2013 REQUESTED	2013 RECOMMENDED	2013 ADOPTED	Type: C
5100	Personal Services	1,612	1,500	1,500	1,500	1,500
5101	Overtime	4,592	5,811	4,623	4,623	4,623
5102	On-Call	3,816	3,820	4,000	4,000	4,000
5200	Equipment	476	0	0	0	0
5400	Expenses Not Itemized	2,952	1,991	2,965	2,965	2,965
5415	Office Supplies	0	90	90	90	90
5437	Medical Expenses	2,707	7,773	4,500	4,500	4,500
5471	Employee Mileage	1,239	206	1,040	1,000	1,000
5472	Medical Mileage	706	265	500	500	500
5474	Advertising	2,836	1,245	3,000	3,000	3,000
5475	Other	3,290	2,000	3,500	3,300	3,300
5810	Retirement	1,394	1,809	2,155	1,907	1,907
5830	FICA	750	804	775	775	775
5840	Workmen's Comp	4,541	4,764	6,575	6,575	6,575
TOTALS:		30,911	32,078	35,223	34,735	34,735

A4046350 EARLY INTERVENTION PROGRAM		2011 ACTUAL	2012 ADJUSTED	2013 REQUESTED	2013 RECOMMENDED	2013 ADOPTED	Type: C
5100	Personal Services	411,254	485,044	371,598	375,049	374,649	
5101	Overtime	6,409	1,500	1,500	1,200	1,200	
5200	Equipment	0	0	0	0	0	
5400	Expenses Not Itemized	1,142,167	1,283,120	1,173,600	1,173,600	1,173,600	
5415	Office Supplies	1,431	1,500	1,200	1,200	1,200	
5420	Postage	3,027	3,000	2,000	2,000	2,000	
5425	Printing	193	500	300	300	300	
5435	Telephone	3,145	3,564	2,864	2,864	2,864	
5445	Insurance	1,630	1,712	1,712	828	828	
5465	Maintenance of Equip	790	300	0	0	0	
5466	Lease Agreements	1,944	2,000	2,000	2,000	2,000	
5471	Employee Mileage	5,863	7,000	6,300	6,300	6,300	
5473	Dues and Subscriptions	126	150	0	0	0	
5475	Other	70	0	0	0	0	
5810	Retirement	57,818	78,077	80,899	75,599	75,721	
5830	FICA	30,754	37,023	28,375	28,616	28,539	
5840	Workmen's Comp	9,990	10,709	14,793	14,793	14,793	
5860	Health Ins	64,871	91,570	93,567	91,527	98,989	
TOTALS:		1,741,482	2,006,769	1,780,708	1,775,876	1,782,983	

A4050367 E.M.S.

	2011 ACTUAL	2012 ADJUSTED	2013 REQUESTED	2013 RECOMMENDED	2013 ADOPTED	Type: C
5100 Personal Services	15,339	0	0	0	0	
5200 Equipment	0	0	0	0	0	
5415 Office Supplies	121	0	0	0	0	
5420 Postage	50	0	0	0	0	
5435 Telephone	212	0	0	0	0	
5465 Maintenance of Equip	600	0	0	0	0	
5473 Dues and Subscriptions	34	0	0	0	0	
5474 Advertising	551	0	0	0	0	
5830 FICA	855	0	0	0	0	
5840 Workmen's Comp	908	0	0	0	0	
5860 Health Ins	4,164	0	0	0	0	
TOTALS:	22,834	0	0	0	0	

A4070380 T.B. CARE		2011 ACTUAL	2012 ADJUSTED	2013 REQUESTED	2013 RECOMMENDED	2013 ADOPTED	Type: B
5437	Medical Expenses	968	1,500	1,900	1,700	1,700	
5475	Other	1,763	2,880	2,405	2,405	2,405	
TOTALS:		2,731	4,380	4,305	4,105	4,105	

A4310410 MENTAL HEALTH

	2011 ACTUAL	2012 ADJUSTED	2013 REQUESTED	2013 RECOMMENDED	2013 ADOPTED	Type: C
5100	Personal Services	1,039,382	1,145,340	1,128,066	1,104,756	1,104,756
5101	Overtime	837	2,000	0	0	0
5200	Equipment	5,500	5,500	4,400	3,300	3,300
5299	Capital Equipment	0	0	0	0	0
5415	Office Supplies	7,772	7,000	7,000	6,000	6,000
5420	Postage	4,581	5,500	3,500	3,500	3,500
5425	Printing	1,880	2,000	2,000	2,000	2,000
5430	Rent and Repairs	100,255	116,283	120,198	119,398	119,398
5435	Telephone	10,009	11,000	11,000	11,000	11,000
5450	Light and Power	7,094	7,500	7,500	7,500	7,500
5452	Water And Sewer	688	800	800	800	800
5455	Heat and Fuel	5,113	4,000	4,500	4,500	4,500
5465	Maintenance of Equip	16,130	18,475	18,940	19,073	19,073
5466	Lease Agreements	2,246	4,000	4,000	4,000	4,000
5470	Travel	3,900	4,730	3,000	3,000	3,000
5471	Employee Mileage	523	400	400	400	400
5473	Dues and Subscriptions	2,384	2,569	2,800	2,500	2,500
5474	Advertising	244	550	450	450	450
5475	Other	180,648	231,748	211,614	213,939	213,939
5810	Retirement	154,984	200,054	245,500	221,744	221,744
5830	FICA	75,288	87,316	85,852	84,086	84,086
5840	Workmen's Comp	4,908	5,996	3,744	3,936	3,936
5850	Unemployment Ins	0	0	0	5,584	5,584
5860	Health Ins	279,760	309,948	343,553	321,387	310,740
TOTALS:		1,904,126	2,172,709	2,208,817	2,142,853	2,132,206

A4310411	ADDICTION SERVICES - MH	2011 ACTUAL	2012 ADJUSTED	2013 REQUESTED	2013 RECOMMENDED	2013 ADOPTED	Type: C
5100	Personal Services	353,745	370,132	308,297	310,980	310,980	
5101	Overtime	393	1,000	0	0	0	
5200	Equipment	0	0	220	0	0	
5415	Office Supplies	2,697	2,800	2,800	2,800	2,800	
5420	Postage	1,023	1,200	1,200	1,200	1,200	
5425	Printing	720	1,100	1,100	1,100	1,100	
5430	Rent and Repairs	40,942	34,062	34,397	33,997	33,997	
5435	Telephone	4,930	3,150	3,150	3,150	3,150	
5450	Light and Power	3,494	3,800	3,800	3,800	3,800	
5452	Water And Sewer	133	150	150	150	150	
5455	Heat and Fuel	3,100	3,100	3,500	3,500	3,500	
5465	Maintenance of Equip	11,318	5,500	5,700	5,723	5,723	
5466	Lease Agreements	1,794	1,836	1,836	1,836	1,836	
5470	Travel	405	600	600	500	500	
5473	Dues and Subscriptions	293	326	350	350	350	
5475	Other	41,993	48,073	53,280	52,224	52,224	
5810	Retirement	50,248	56,865	59,207	51,882	51,882	
5830	FICA	25,707	28,244	23,446	23,653	23,653	
5840	Workmen's Comp	3,474	0	0	0	0	
5860	Health Ins	87,234	109,419	128,686	125,813	122,474	
5862	Retiree Buyout	0	3,225	5,314	5,158	5,158	
TOTALS:		633,643	674,582	637,033	627,816	624,477	

A4310423 COORDINATED CHILDREN'S SERV-MH

2011 ACTUAL 2012 ADJUSTED 2013 REQUESTED 2013 RECOMMENDED 2013 ADOPTED Type: C

	2011 ACTUAL	2012 ADJUSTED	2013 REQUESTED	2013 RECOMMENDED	2013 ADOPTED
5100 Personal Services	57,503	60,338	62,595	60,907	60,907
5200 Equipment	0	0	0	0	0
5470 Travel	136	0	0	0	0
5810 Retirement	8,389	10,680	13,646	12,304	12,304
5830 FICA	3,988	4,570	4,743	4,613	4,613
5840 Workmen's Comp	266	293	192	192	192
5860 Health Ins	13,897	16,081	17,444	17,177	17,177
TOTALS:	84,179	91,962	98,620	95,193	95,193

A4310424 REINVESTMENT CONVERSION-MH		2011 ACTUAL	2012 ADJUSTED	2013 REQUESTED	2013 RECOMMENDED	2013 ADOPTED	Type: C
5100	Personal Services	107,002	192,359	200,364	169,621	169,621	
5810	Retirement	13,710	30,166	37,986	28,680	28,680	
5830	FICA	8,098	15,090	15,298	12,945	12,945	
5840	Workmen's Comp	1,330	1,463	960	768	768	
5850	Unemployment Ins	0	0	0	5,584	5,584	
5860	Health Ins	15,442	36,315	29,724	29,012	28,680	
TOTALS:		145,582	275,393	284,332	246,610	246,278	

A4322476 COMMUNITY SUPPORT SERVICES-MH 2011 ACTUAL 2012 ADJUSTED 2013 REQUESTED 2013 RECOMMENDED 2013 ADOPTED Type: C

	2011 ACTUAL	2012 ADJUSTED	2013 REQUESTED	2013 RECOMMENDED	2013 ADOPTED
5100 Personal Services	36,094	23,663	30,924	31,233	31,233
5400 Expenses Not Itemized	89,202	89,202	89,012	89,012	89,012
5445 Insurance	1,132	1,200	1,500	1,380	1,380
5810 Retirement	5,240	3,512	6,741	6,309	6,309
5830 FICA	2,522	1,811	2,366	2,389	2,389
5840 Workmen's Comp	399	147	136	136	136
5850 Unemployment Ins	0	5,584	0	0	0
5860 Health Ins	15,321	9,752	5,871	6,030	5,333
TOTALS:	149,910	134,871	136,550	136,489	135,792

	2011 ACTUAL	2012 ADJUSTED	2013 REQUESTED	2013 RECOMMENDED	2013 ADOPTED	Type: B
A4390485 MENTAL HYGIENE LAW EXPENSE						
5400 Expenses Not Itemized	26,923	15,000	15,000	15,000	15,000	
TOTALS:	26,923	15,000	15,000	15,000	15,000	

A4989492 LIFE FIGHT

2011 ACTUAL 2012 ADJUSTED 2013 REQUESTED 2013 RECOMMENDED 2013 ADOPTED

Type: C

5400 Expenses Not Itemized 2,500 2,500 3,000 2,500 2,500

TOTALS: 2,500 2,500 3,000 2,500 2,500

2011 ACTUAL 2012 ADJUSTED 2013 REQUESTED 2013 RECOMMENDED 2013 ADOPTED
 A5630000 CLINTON COUNTY PUBLIC TRANSIT Type: C

	2011 ACTUAL	2012 ADJUSTED	2013 REQUESTED	2013 RECOMMENDED	2013 ADOPTED
5100 Personal Services	43,036	45,134	38,973	39,361	39,361
5200 Equipment	786	600	0	0	0
5299 Capital Equipment	53,851	800,000	240,000	240,000	240,000
54011 Management Fee-Third Part	137,378	139,450	139,439	139,439	139,439
54013 Driver Salary-Third Party	500,975	507,975	520,000	520,000	520,000
54014 Mechanic Salary-Third Party	86,597	91,000	80,000	80,000	80,000
54015 Payroll Service-Third Party	3,639	4,000	4,200	4,200	4,200
54016 Fuel-Third Party	9,383	3,827	5,000	5,000	5,000
54017 Vehicle Parts-Third Party	99,362	82,328	69,000	69,000	69,000
54018 Towing-Third Party	4,244	3,560	4,600	4,600	4,600
54019 3rd Party Bus Use	0	500	3,000	3,000	3,000
54021 Telephone-Third Party	973	850	850	850	850
54022 Lab Fees-Third Party	2,010	2,500	2,500	2,500	2,500
54023 Disability Ins-Third Party	807	800	900	900	900
54024 Workers Comp-Third Party	42,011	49,350	45,500	45,500	45,500
54025 Central St Supplies-Third Party	820	900	1,200	1,200	1,200
54026 Supplies-Third Party	1,554	1,500	750	750	750
54027 Laundry Services-Third Party	812	900	600	600	600
54028 Uniforms-Third Party	1,881	2,000	2,000	2,000	2,000
54029 Bank Fees-Third Party	100	200	0	0	0
54030 Miscellaneous-Third Party	2,367	2,910	3,000	3,000	3,000
54031 Employee Assistance Svcs -	640	700	700	700	700
54032 Other Employee Mileage	36	100	100	100	100
54035 NYS DOT Inspections	75	0	0	0	0
54036 Cleaning	8,912	10,000	10,000	10,000	10,000
54037 Security System	408	1,432	500	500	500
54038 Tools	630	750	750	750	750
5404 Background Checks	2,729	2,000	2,000	2,000	2,000
5415 Office Supplies	63	112	200	200	200
5420 Postage	314	500	500	500	500
5425 Printing	1,872	3,000	3,000	3,000	3,000
5430 Rent and Repairs	1,740	3,000	4,000	4,000	4,000
5435 Telephone	320	350	350	350	350
5445 Insurance	10,602	12,785	16,500	21,681	21,681
5446 Taxes or Assessments	1,327	1,500	1,500	1,500	1,500
5450 Light and Power	8,841	9,750	9,250	9,250	9,250
5452 Water And Sewer	573	750	650	650	650
5455 Heat and Fuel	11,632	13,000	15,000	15,000	15,000

	2011 ACTUAL	2012 ADJUSTED	2013 REQUESTED	2013 RECOMMENDED	2013 ADOPTED
5460 Gas and Oil	251,431	237,000	254,000	254,000	254,000
5465 Maintenance of Equip	5,709	5,206	2,500	2,500	2,500
5470 Travel	258	500	500	500	500
5471 Employee Mileage	124	645	500	500	500
5473 Dues and Subscriptions	220	0	0	0	0
5474 Advertising	3,484	3,000	2,500	2,500	2,500
5475 Other	7,362	9,733	6,000	6,000	6,000
5810 Retirement	6,277	7,989	8,497	7,952	7,952
5830 FICA	3,027	3,437	2,966	2,996	2,996
5840 Workmen's Comp	98	110	122	122	122
5860 Health Ins	13,079	14,295	5,829	5,739	5,739
TOTALS:	1,334,369	2,081,928	1,509,926	1,514,890	1,514,890

2011 ACTUAL 2012 ADJUSTED 2013 REQUESTED 2013 RECOMMENDED 2013 ADOPTED
 251,431 237,000 254,000 254,000 254,000
 5,709 5,206 2,500 2,500 2,500
 258 500 500 500 500
 124 645 500 500 500
 220 0 0 0 0
 3,484 3,000 2,500 2,500 2,500
 7,362 9,733 6,000 6,000 6,000
 6,277 7,989 8,497 7,952 7,952
 3,027 3,437 2,966 2,996 2,996
 98 110 122 122 122
 13,079 14,295 5,829 5,739 5,739
 1,334,369 2,081,928 1,509,926 1,514,890 1,514,890

A6010000 SOCIAL SERVICES		2011 ACTUAL	2012 ADJUSTED	2013 REQUESTED	2013 RECOMMENDED	2013 ADOPTED
5100	Personal Services	7,699,387	7,766,299	7,917,845	7,942,706	7,938,906
5101	Overtime	264,503	250,000	250,000	250,000	250,000
5102	On-Call	125,815	122,000	124,800	122,000	122,000
5200	Equipment	17,277	14,636	15,800	14,300	14,300
5400	Expenses Not Itemized	24,918	20,163	8,849	8,849	8,849
5410	Prosecution Fund	14,378	39,200	15,000	15,000	15,000
5415	Office Supplies	43,220	50,000	47,500	47,500	47,500
5420	Postage	58,542	56,000	59,000	59,000	59,000
5425	Printing	13,578	13,000	13,500	13,500	13,500
5435	Telephone	60,026	60,000	58,000	58,000	58,000
5437	Medical Expenses	40,800	45,000	44,000	44,000	44,000
5445	Insurance	10,388	11,088	12,200	12,880	12,880
5446	Taxes or Assessments	2,509	2,800	2,800	2,800	2,800
5450	Light and Power	26,527	31,000	37,200	37,200	37,200
5452	Water And Sewer	4,589	5,000	6,000	6,000	6,000
5465	Maintenance of Equip	1,322	2,000	2,000	2,045	2,045
5466	Lease Agreements	21,564	24,000	24,000	24,000	24,000
5470	Travel	21,467	25,000	25,000	25,000	25,000
5471	Employee Mileage	172,322	185,000	180,000	180,000	180,000
5472	Medical Mileage	144,657	230,000	245,000	245,000	245,000
5473	Dues and Subscriptions	5,589	6,096	6,216	6,216	6,216
5474	Advertising	474	200	200	200	200
5475	Other	401,506	387,219	397,990	397,990	397,990
5810	Retirement	1,159,204	1,403,309	1,739,371	1,608,626	1,609,070
5830	FICA	591,969	620,349	630,418	632,106	631,647
5840	Workmen's Comp	86,238	82,286	72,527	72,527	72,527
5850	Unemployment Ins	12,207	7,000	7,000	7,000	7,000
5860	Health Ins	2,604,505	2,711,542	3,127,728	3,060,948	3,025,371
5862	Retiree Buyout	0	1,774	18,953	18,395	18,395
5863	Premium Reduction	0	0	1,436	1,436	1,436
TOTALS:		13,629,481	14,171,961	15,090,333	14,915,224	14,875,832

Type: A

A6010001 FOSTER CARE-FPTS 2011 ACTUAL 2012 ADJUSTED 2013 REQUESTED 2013 RECOMMENDED 2013 ADOPTED Type: A

5100	Personal Services	318,219	347,260	354,777	358,254	358,254
5101	Overtime	21,270	20,400	20,000	20,000	20,000
5102	On-Call	10,031	9,000	10,000	10,000	10,000
5200	Equipment	0	0	0	0	0
5435	Telephone	1,000	1,000	1,000	1,000	1,000
5470	Travel	12	4,000	1,000	1,000	1,000
5471	Employee Mileage	8,918	9,000	9,000	9,000	9,000
5810	Retirement	51,003	65,155	80,457	74,608	74,608
5830	FICA	25,879	28,930	29,305	29,572	29,572
5860	Health Ins	46,751	58,621	85,737	83,540	82,210
TOTALS:		483,083	543,366	591,276	586,974	585,644

A6055000 CHILD CARE BLOCK GRANT		2011 ACTUAL	2012 ADJUSTED	2013 REQUESTED	2013 RECOMMENDED	2013 ADOPTED
5200	Equipment	0	0	0	0	0
5400	Expenses Not Itemized	788,963	957,818	1,000,000	1,000,000	1,000,000
TOTALS:		788,963	957,818	1,000,000	1,000,000	1,000,000

Type: A

A6070525 PURCHASE OF SERVICES 2011 ACTUAL 2012 ADJUSTED 2013 REQUESTED 2013 RECOMMENDED 2013 ADOPTED Type: A

5400	Expenses Not Itemized	667,393	652,630	666,172	666,172	666,172
TOTALS:		667,393	652,630	666,172	666,172	666,172

A6100000 MEDICAID		2011 ACTUAL	2012 ADJUSTED	2013 REQUESTED	2013 RECOMMENDED	2013 ADOPTED	Type: A
5400	Expenses Not Itemized	6,440,381	17,412,040	17,760,277	17,760,277	17,760,277	
5409	ARRA	1,764,328	0	0	0	0	
TOTALS:		18,204,709	17,412,040	17,760,277	17,760,277	17,760,277	

2011 ACTUAL 2012 ADJUSTED 2013 REQUESTED 2013 RECOMMENDED 2013 ADOPTED
 A6101000 MEDICAL ASSISTANCE
 Type: A

5400	Expenses Not Itemized	727,816	650,000	700,000	700,000	700,000
5465	Maintenance of Equip	12,883	14,632	15,751	15,751	15,751
TOTALS:		740,699	664,632	715,751	715,751	715,751

A6103000 O.A.A., A.B. & A.D.		2011 ACTUAL	2012 ADJUSTED	2013 REQUESTED	2013 RECOMMENDED	2013 ADOPTED	Type: A
5400	Expenses Not Itemized	180	1,500	1,500	1,500	1,500	
TOTALS:		180	1,500	1,500	1,500	1,500	

2011 ACTUAL 2012 ADJUSTED 2013 REQUESTED 2013 RECOMMENDED 2013 ADOPTED
 A6106000 ADULT HOMES SPECIAL NEEDS
 Type: A

5400	Expenses Not Itemized	3,162	5,000	5,000	5,000	5,000
------	-----------------------	-------	-------	-------	-------	-------

TOTALS:		3,162	5,000	5,000	5,000	5,000
---------	--	-------	-------	-------	-------	-------

AG109550 FAMILY ASSISTANCE		2011 ACTUAL	2012 ADJUSTED	2013 REQUESTED	2013 RECOMMENDED	2013 ADOPTED
5400	Expenses Not Itemized	4,386,260	4,550,000	4,300,000	4,300,000	4,300,000
TOTALS:		4,386,260	4,550,000	4,300,000	4,300,000	4,300,000

Type: A

A6119S60 CHILD CARE

	2011 ACTUAL	2012 ADJUSTED	2013 REQUESTED	2013 RECOMMENDED	2013 ADOPTED
5400 Expenses Not Itemized	2,926,506	3,200,000	3,200,000	3,200,000	3,200,000
5409 ARRA	107,557	0	0	0	0
TOTALS:	3,034,063	3,200,000	3,200,000	3,200,000	3,200,000

Type: A

	2011 ACTUAL	2012 ADJUSTED	2013 REQUESTED	2013 RECOMMENDED	2013 ADOPTED	Type: A
<u>A6119562 CHILD CARE-ED. P.H.C.</u>						
5400 Expenses Not Itemized	1,261,229	1,275,000	1,375,000	1,300,000	1,300,000	
TOTALS:	1,261,229	1,275,000	1,375,000	1,300,000	1,300,000	

A6123572 JUVENILE DELINQUENT CARE

	2011 ACTUAL	2012 ADJUSTED	2013 REQUESTED	2013 RECOMMENDED	2013 ADOPTED	Type: A
5400 Expenses Not Itemized	548,497	200,000	100,000	100,000	100,000	
TOTALS:	548,497	200,000	100,000	100,000	100,000	

A6129000 STATE TRAINING SCHOOLS		2011 ACTUAL	2012 ADJUSTED	2013 REQUESTED	2013 RECOMMENDED	2013 ADOPTED	Type: A
5400	Expenses Not Itemized	350,000	125,000	270,000	270,000	270,000	
TOTALS:		350,000	125,000	270,000	270,000	270,000	

A614000 SAFETY NET

	2011 ACTUAL	2012 ADJUSTED	2013 REQUESTED	2013 RECOMMENDED	2013 ADOPTED	Type: A
5400 Expenses Not Itemized	3,360,310	3,200,000	3,000,000	3,000,000	3,000,000	
TOTALS:	3,360,310	3,200,000	3,000,000	3,000,000	3,000,000	

		2011 ACTUAL	2012 ADJUSTED	2013 REQUESTED	2013 RECOMMENDED	2013 ADOPTED	Type: A
<u>A6142000 EMERGENCY ASSISTANCE TO ADULTS</u>							
5400	Expenses Not Itemized	332,836	330,000	280,000	280,000	280,000	
TOTALS:		332,836	330,000	280,000	280,000	280,000	

A6326589 J.C.F.O.

	2011 ACTUAL	2012 ADJUSTED	2013 REQUESTED	2013 RECOMMENDED	2013 ADOPTED	Type: C
5400 Expenses Not Itemized	18,225	18,225	46,305	18,225	18,225	
TOTALS:	18,225	18,225	46,305	18,225	18,225	

A6410690 TOURISM-OCC TAX		2011 ACTUAL	2012 ADJUSTED	2013 REQUESTED	2013 RECOMMENDED	2013 ADOPTED	Type: C
5400	Expenses Not Itemized	140,000	140,000	140,000	140,000	140,000	
5475	Other	300,000	300,000	300,000	300,000	300,000	
TOTALS:		440,000	440,000	440,000	440,000	440,000	

A6510000 VETERANS SERVICE

2011 ACTUAL

2012 ADJUSTED

2013 REQUESTED

2013 RECOMMENDED

2013 ADOPTED

Type: C

	2011 ACTUAL	2012 ADJUSTED	2013 REQUESTED	2013 RECOMMENDED	2013 ADOPTED
5100 Personal Services	117,494	122,071	124,564	125,796	125,796
5200 Equipment	238	232	0	0	0
5415 Office Supplies	610	331	450	450	450
5420 Postage	1,241	1,200	1,300	1,200	1,200
5425 Printing	177	132	100	100	100
5426 Copying	3	3	25	25	25
5430 Rent and Repairs	326	0	0	0	0
5435 Telephone	1,884	1,900	1,900	1,900	1,900
5465 Maintenance of Equip	680	850	850	850	850
5466 Lease Agreements	1,584	1,584	1,584	1,584	1,584
5470 Travel	3,857	3,440	5,000	3,500	3,500
5473 Dues and Subscriptions	534	547	550	550	550
5474 Advertising	780	0	0	0	0
5475 Other	90	90	150	150	150
5810 Retirement	16,844	21,431	26,938	25,209	25,209
5830 FICA	8,695	9,308	9,499	9,594	9,594
5860 Health Ins	50,868	66,096	73,523	71,794	71,014
TOTALS:	205,905	229,215	246,433	242,702	241,922

A6610000 SEALER OF WEIGHTS & MEASURES
 2011 ACTUAL 2012 ADJUSTED 2013 REQUESTED 2013 RECOMMENDED 2013 ADOPTED
 Type: A

5100	Personal Services	67,644	70,793	71,976	72,686	72,686
5200	Equipment	0	0	0	0	0
5299	Capital Equipment	0	0	0	0	0
5415	Office Supplies	511	500	600	500	500
5420	Postage	32	100	100	100	100
5425	Printing	14	600	700	600	600
5435	Telephone	1,125	1,300	1,300	1,300	1,300
5450	Light and Power	609	650	700	650	650
5452	Water And Sewer	65	200	100	100	100
5455	Heat and Fuel	1,572	1,500	1,750	1,500	1,500
5460	Gas and Oil	3,218	2,500	3,500	3,300	3,300
5465	Maintenance of Equip	1,698	3,200	3,500	3,200	3,200
5467	Uniforms	815	900	500	500	500
5470	Travel	611	700	700	700	700
5471	Employee Mileage	0	200	200	200	200
5473	Dues and Subscriptions	150	150	150	150	150
5475	Other	936	1,000	1,200	1,200	1,200
5810	Retirement	9,721	12,354	15,473	14,481	14,481
5830	FICA	5,175	5,416	5,507	5,561	5,561
TOTALS:		93,896	102,063	107,956	106,728	106,728

A6772700 OFA ADMINISTRATION-TITLE IIB		2011 ACTUAL	2012 ADJUSTED	2013 REQUESTED	2013 RECOMMENDED	2013 ADOPTED	Type: C
5100	Personal Services	172,995	200,127	205,782	207,338	207,338	
5200	Equipment	0	330	0	0	0	
5415	Office Supplies	1,325	1,300	1,350	1,350	1,350	
5416	Program Supplies	0	1,866	0	0	0	
5420	Postage	1,325	1,400	1,350	1,350	1,350	
5425	Printing	1,287	1,300	1,300	1,300	1,300	
5426	Copying	1,739	1,700	1,750	1,750	1,750	
5435	Telephone	2,340	2,300	2,350	2,350	2,350	
5465	Maintenance of Equip	3,362	5,196	5,979	6,002	6,002	
5470	Travel	2,572	3,323	3,950	3,240	3,240	
5471	Employee Mileage	314	200	300	200	200	
5473	Dues and Subscriptions	380	400	413	413	413	
5474	Advertising	50	50	50	50	50	
5475	Other	0	114	0	0	0	
5810	Retirement	26,068	35,770	46,717	43,997	43,997	
5830	FICA	12,460	15,001	15,706	15,823	15,823	
5860	Health Ins	58,608	51,396	60,428	61,100	56,299	
TOTALS:		284,825	321,773	347,425	346,263	341,462	

A6772701 CSE - SENIOR OUTREACH PROGRAM

	2011 ACTUAL	2012 ADJUSTED	2013 REQUESTED	2013 RECOMMENDED	2013 ADOPTED	Type: C
5200 Equipment	0	1,190	0	0	0	
5400 Expenses Not Itemized	214,697	284,488	216,456	216,456	216,456	
TOTALS:	214,697	285,678	216,456	216,456	216,456	

A6772702 PUBLIC INFO COORD (NEWSLETTER)		2011 ACTUAL	2012 ADJUSTED	2013 REQUESTED	2013 RECOMMENDED	2013 ADOPTED	Type: C
5400	Expenses Not Itemized	19,920	17,354	17,787	17,354	17,354	
TOTALS:		19,920	17,354	17,787	17,354	17,354	

A6772703 SENIOR CENTER - TITLE III-B		2011 ACTUAL	2012 ADJUSTED	2013 REQUESTED	2013 RECOMMENDED	2013 ADOPTED	Type: C
5400	Expenses Not Itemized	69,649	72,952	102,412	95,969	95,969	
TOTALS:		69,649	72,952	102,412	95,969	95,969	

A6772704 LEGAL SERVICES		2011 ACTUAL	2012 ADJUSTED	2013 REQUESTED	2013 RECOMMENDED	2013 ADOPTED	Type: C
5400	Expenses Not Itemized	14,955	16,875	16,875	16,875	16,875	
TOTALS:		14,955	16,875	16,875	16,875	16,875	

A6772705 CONGREGATE MEALS - MCC-1

2011 ACTUAL

2012 ADJUSTED

2013 REQUESTED

2013 RECOMMENDED

2013 ADOPTED

Type: C

	2011 ACTUAL	2012 ADJUSTED	2013 REQUESTED	2013 RECOMMENDED	2013 ADOPTED
5200	Equipment	6,220	4,680	15,000	1,260
5400	Expenses Not Itemized	355,879	358,756	344,665	344,665
5415	Office Supplies	88	300	300	300
5425	Printing	391	450	600	400
5430	Rent and Repairs	12,650	11,958	11,690	11,690
5440	Food	24,476	27,911	0	0
5465	Maintenance of Equip	712	783	783	883
5473	Dues and Subscriptions	380	450	413	413
TOTALS:		400,796	405,288	373,451	359,611
					359,611

2011 ACTUAL 2012 ADJUSTED 2013 REQUESTED 2013 RECOMMENDED 2013 ADOPTED
A6772706 HOMEROUND MEALS - IHC-2 Type: C

5200	Equipment	0	0	0	0	0
5400	Expenses Not Itemized	500,482	531,449	696,520	650,120	650,120
5415	Office Supplies	272	100	100	100	100
5425	Printing	0	100	600	150	150
5430	Rent and Repairs	20,745	24,955	26,011	26,011	26,011
5440	Food	58,341	60,990	0	0	0
5465	Maintenance of Equip	1,323	1,566	1,566	1,400	1,400
5473	Dues and Subscriptions	380	400	413	413	413
TOTALS:		581,543	619,560	725,210	678,194	678,194

2011 ACTUAL 2012 ADJUSTED 2013 REQUESTED 2013 RECOMMENDED 2013 ADOPTED

A6772707 SENIOR EMPLOYMENT - TITLE V

	2011 ACTUAL	2012 ADJUSTED	2013 REQUESTED	2013 RECOMMENDED	2013 ADOPTED
5200 Equipment	0	0	0	0	0
5400 Expenses Not Itemized	127,540	252,969	137,117	132,117	132,117
TOTALS:	127,540	252,969	137,117	132,117	132,117

Type: C

A6772709 RURAL TRANSPORTATION PROGRAM		2011 ACTUAL	2012 ADJUSTED	2013 REQUESTED	2013 RECOMMENDED	2013 ADOPTED	Type: C
5200	Equipment	0	0	0	0	0	
5400	Expenses Not Itemized	30,650	55,000	57,761	48,761	48,761	
TOTALS:		30,650	55,000	57,761	48,761	48,761	

A6772710 COMMUNITY SVCS PROJECT - OFA
 2011 ACTUAL 2012 ADJUSTED 2013 REQUESTED 2013 RECOMMENDED 2013 ADOPTED
 Type: C

5100	Personal Services	25,280	37,127	30,692	29,497	29,497
5200	Equipment	0	0	0	0	0
5416	Program Supplies	0	4,546	0	0	0
5465	Maintenance of Equip	3,255	4,314	4,114	3,700	3,700
5473	Dues and Subscriptions	380	571	413	413	413
5810	Retirement	3,655	6,335	6,691	5,959	5,959
5830	FICA	1,601	2,809	2,333	2,241	2,241
5860	Health Ins	10,708	12,435	7,754	7,527	7,373
TOTALS:		44,879	68,137	51,997	49,337	49,183

2011 ACTUAL 2012 ADJUSTED 2013 REQUESTED 2013 RECOMMENDED 2013 ADOPTED

Type: C

A6772712 PERSONAL EMEG RESPONSE SYSTEM					
	2011 ACTUAL	2012 ADJUSTED	2013 REQUESTED	2013 RECOMMENDED	2013 ADOPTED
5200	Equipment	0	2,800	0	0
5400	Expenses Not Itemized	171,788	217,240	137,025	137,025
5420	Postage	1,827	1,747	1,816	1,816
5425	Printing	212	521	1,300	500
TOTALS:		173,827	222,308	140,141	139,341

2011 ACTUAL 2012 ADJUSTED 2013 REQUESTED 2013 RECOMMENDED 2013 ADOPTED

A6772713 HOUSING RESOURCE PACKAGER IHB

5400	Expenses Not Itemized	23,680	23,548	10,000	10,000	10,000
------	-----------------------	--------	--------	--------	--------	--------

TOTALS:		23,680	23,548	10,000	10,000	10,000
---------	--	--------	--------	--------	--------	--------

Type: C

A6772714 SENIOR TRANSPORTATION		2011 ACTUAL	2012 ADJUSTED	2013 REQUESTED	2013 RECOMMENDED	2013 ADOPTED	Type: C
5400	Expenses Not Itemized	15,395	20,000	20,000	18,000	18,000	
TOTALS:		15,395	20,000	20,000	18,000	18,000	

A6772715 SENIOR SWIM AND GYM-TITLE IIB

	2011 ACTUAL	2012 ADJUSTED	2013 REQUESTED	2013 RECOMMENDED	2013 ADOPTED
5400 Expenses Not Itemized	14,748	15,003	0	0	0
TOTALS:	14,748	15,003	0	0	0

Type: C

A6772719 EISEP		2011 ACTUAL	2012 ADJUSTED	2013 REQUESTED	2013 RECOMMENDED	2013 ADOPTED	Type: C
5100	Personal Services	124,107	156,785	122,341	123,489	122,889	
5101	Overtime	0	1,000	0	0	0	
5200	Equipment	2,551	3,960	0	0	0	
5400	Expenses Not Itemized	7,349	10,000	5,000	0	0	
5401	Personal Care	252,343	326,585	275,000	270,000	270,000	
5406	Adult Day Care	20,420	31,692	30,000	27,000	27,000	
5415	Office Supplies	483	1,170	1,300	750	750	
5416	Program Supplies	329	1,000	2,000	750	750	
5420	Postage	311	447	500	450	450	
5425	Printing	41	2,432	2,100	1,500	1,500	
5426	Copying	138	200	250	200	200	
5435	Telephone	1,020	1,392	1,700	1,200	1,200	
5465	Maintenance of Equip	1,423	1,965	2,548	1,700	1,700	
5470	Travel	1,270	4,775	2,500	1,260	1,260	
5471	Employee Mileage	1,830	2,593	2,200	2,100	2,100	
5473	Dues and Subscriptions	380	671	413	413	413	
5475	Other	489	2,500	2,500	2,500	2,500	
5810	Retirement	17,879	27,183	26,452	24,743	24,824	
5830	FICA	8,907	11,836	9,307	9,394	9,317	
5860	Health Ins	16,350	21,099	20,679	20,091	27,573	
TOTALS:		457,620	609,285	506,790	487,540	494,426	

A6772720 OFA-TITLE III-F

	2011 ACTUAL	2012 ADJUSTED	2013 REQUESTED	2013 RECOMMENDED	2013 ADOPTED
5400 Expenses Not Itemized	2,580	2,580	18,229	17,979	17,979
5475 Other	1,659	1,532	0	0	0
TOTALS:	4,239	4,112	18,229	17,979	17,979

Type: C

A6772725 ELDER CAREGIVER SUPPORT III		2011 ACTUAL	2012 ADJUSTED	2013 REQUESTED	2013 RECOMMENDED	2013 ADOPTED	Type: C
5200	Equipment	0	0	0	0	0	
5400	Expenses Not Itemized	87,157	87,198	87,378	87,378	87,378	
5425	Printing	0	100	100	0	0	
5465	Maintenance of Equip	812	983	883	800	800	
5473	Dues and Subscriptions	380	400	413	413	413	
TOTALS:		88,349	88,681	88,774	88,591	88,591	

2011 ACTUAL 2012 ADJUSTED 2013 REQUESTED 2013 RECOMMENDED 2013 ADOPTED

A6772726 SENIOR SWIM AND GYM - CSI Type: C

5400	Expenses Not Itemized	5,079	6,385	7,064	6,500	6,500
------	-----------------------	-------	-------	-------	-------	-------

TOTALS:		5,079	6,385	7,064	6,500	6,500
---------	--	-------	-------	-------	-------	-------

<u>A7180000 SNOWMOBILE TRAIL FUNDING</u>		2011 ACTUAL	2012 ADJUSTED	2013 REQUESTED	2013 RECOMMENDED	2013 ADOPTED	Type: C
5400	Expenses Not Itemized	111,640	115,600	100,000	100,000	100,000	
TOTALS:		111,640	115,600	100,000	100,000	100,000	

A7310860 YOUTH BUREAU

	2011 ACTUAL	2012 ADJUSTED	2013 REQUESTED	2013 RECOMMENDED	2013 ADOPTED	Type: C
5100	Personal Services	129,412	135,433	137,133	138,426	138,426
5101	Overtime	1,049	1,500	1,500	1,300	1,300
5200	Equipment	0	0	0	0	0
5415	Office Supplies	1,672	1,500	1,500	1,500	1,500
5420	Postage	2,340	2,800	2,800	1,800	1,800
5425	Printing	1,699	1,800	1,800	1,500	1,500
5435	Telephone	2,084	2,200	2,200	2,100	2,100
5465	Maintenance of Equip	300	300	300	300	300
5466	Lease Agreements	1,131	1,400	1,400	1,300	1,300
5470	Travel	771	800	1,000	750	750
5471	Employee Mileage	709	950	750	750	750
5473	Dues and Subscriptions	421	334	334	334	334
5475	Other	5,733	2,000	2,000	2,000	2,000
5810	Retirement	17,722	22,654	28,399	26,268	26,268
5830	FICA	9,721	10,460	10,590	10,675	10,675
5860	Health Ins	21,768	22,803	24,509	24,935	22,693
TOTALS:		196,532	206,934	216,215	213,938	211,696

A7310802 YOUTH RECREATION		2011 ACTUAL	2012 ADJUSTED	2013 REQUESTED	2013 RECOMMENDED	2013 ADOPTED	Type: C
5100	Personal Services	34,778	36,000	36,000	36,000	36,000	
5200	Equipment	0	0	0	0	0	
5471	Employee Mileage	5,653	6,500	6,500	6,500	6,500	
5474	Advertising	372	600	600	600	600	
5475	Other	13,185	11,350	12,350	12,350	12,350	
5810	Retirement	1,563	1,900	1,600	1,600	1,600	
5830	FICA	2,661	2,754	2,754	2,754	2,754	
TOTALS:		58,212	59,104	59,804	59,804	59,804	

A7415000 C-F-LIBRARY

	2011 ACTUAL	2012 ADJUSTED	2013 REQUESTED	2013 RECOMMENDED	2013 ADOPTED	Type: C
5400 Expenses Not Itemized	39,089	39,089	39,089	39,089	39,089	
TOTALS:	39,089	39,089	39,089	39,089	39,089	

A7450000 HISTORICAL ASSOCIATION

	2011 ACTUAL	2012 ADJUSTED	2013 REQUESTED	2013 RECOMMENDED	2013 ADOPTED	Type: C
5400 Expenses Not Itemized	25,000	25,000	25,000	25,000	25,000	
TOTALS:	25,000	25,000	25,000	25,000	25,000	

A7510000 COUNTY HISTORIAN

2011 ACTUAL

2012 ADJUSTED

2013 REQUESTED

2013 RECOMMENDED

2013 ADOPTED

Type: B

	2011 ACTUAL	2012 ADJUSTED	2013 REQUESTED	2013 RECOMMENDED	2013 ADOPTED
5100 Personal Services	23,163	24,181	24,131	24,423	24,423
5200 Equipment	0	0	0	0	0
5400 Expenses Not Itemized	319	3,057	0	0	0
5415 Office Supplies	52	50	100	100	100
5420 Postage	106	100	100	100	100
5425 Printing	155	200	200	200	200
5435 Telephone	298	500	250	250	250
5465 Maintenance of Equip	100	100	100	100	100
5471 Employee Mileage	0	0	0	0	0
5473 Dues and Subscriptions	0	0	100	100	100
5810 Retirement	3,378	4,280	5,271	4,933	4,933
5830 FICA	1,772	1,850	1,850	1,868	1,868
TOTALS:	29,343	34,318	32,152	32,074	32,074

A7620850 SENIOR RECREATION - OFA		2011 ACTUAL	2012 ADJUSTED	2013 REQUESTED	2013 RECOMMENDED	2013 ADOPTED	Type: C
5200	Equipment	0	0	0	0	0	
5400	Expenses Not Itemized	7,541	6,651	6,863	6,651	6,651	
TOTALS:		7,541	6,651	6,863	6,651	6,651	

A8020875 PLANNING DEPARTMENT

2011 ACTUAL 2012 ADJUSTED 2013 REQUESTED 2013 RECOMMENDED 2013 ADOPTED

Type: C

5100	Personal Services	151,058	156,570	156,570	158,036	158,036
5200	Equipment	0	0	0	0	0
5400	Expenses Not Itemized	625	0	0	0	0
5415	Office Supplies	850	900	900	900	900
5420	Postage	372	500	500	500	500
5425	Printing	144	250	200	200	200
5426	Copying	12	50	50	50	50
5435	Telephone	1,158	1,100	1,150	1,150	1,150
5465	Maintenance of Equip	7,539	7,600	7,900	7,923	7,923
5470	Travel	256	300	300	300	300
5471	Employee Mileage	221	400	300	300	300
5474	Advertising	0	150	150	0	0
5475	Other	34	0	0	0	0
5810	Retirement	21,880	27,535	33,915	31,722	31,722
5830	FICA	11,371	11,932	11,932	12,045	12,045
5860	Health Ins	16,350	16,879	19,130	18,567	18,215
TOTALS:		211,870	224,166	232,997	231,693	231,341

2011 ACTUAL 2012 ADJUSTED 2013 REQUESTED 2013 RECOMMENDED 2013 ADOPTED
A8025000 REGIONAL PLANNING BOARD Type: C

5400	Expenses Not Itemized	9,138	9,138	9,138	9,138	9,138
TOTALS:		9,138	9,138	9,138	9,138	9,138

A8040900 HUMAN RIGHTS

	2011 ACTUAL	2012 ADJUSTED	2013 REQUESTED	2013 RECOMMENDED	2013 ADOPTED
5400 Expenses Not Itemized	295	600	600	500	500
TOTALS:	295	600	600	500	500

Type: C

	2011 ACTUAL	2012 ADJUSTED	2013 REQUESTED	2013 RECOMMENDED	2013 ADOPTED	Type: C
A8090000 COOPERATIVE EXTENSION						
5400 Expenses Not Itemized	225,750	225,750	240,750	225,750	225,750	
TOTALS:	225,750	225,750	240,750	225,750	225,750	

A8730000 SOIL & WATER CONSERVATION

	2011 ACTUAL	2012 ADJUSTED	2013 REQUESTED	2013 RECOMMENDED	2013 ADOPTED
5400 Expenses Not Itemized	77,000	77,000	77,000	77,000	77,000
TOTALS:	77,000	77,000	77,000	77,000	77,000

Type: C

A9040000 WORKERS COMPENSATION		2011 ACTUAL	2012 ADJUSTED	2013 REQUESTED	2013 RECOMMENDED	2013 ADOPTED	Type: A
5840	Workmen's Comp	205,077	630,444	301,220	301,220	351,220	
TOTALS:		205,077	630,444	301,220	301,220	351,220	

A9050000 UNEMPLOYMENT INSURANCE

	2011 ACTUAL	2012 ADJUSTED	2013 REQUESTED	2013 RECOMMENDED	2013 ADOPTED
5850 Unemployment Ins	42,381	33,000	33,000	33,000	33,000
TOTALS:	42,381	33,000	33,000	33,000	33,000

Type: A

A9710900 SERIAL BONDS		2011 ACTUAL	2012 ADJUSTED	2013 REQUESTED	2013 RECOMMENDED	2013 ADOPTED	Type: B
5600	Principal on Debt	85,000	0	0	0	0	
5700	Interest on Debt	1,040,415	989,503	965,238	965,238	965,238	
TOTALS:		1,125,415	989,503	965,238	965,238	965,238	

A9710901 SERIAL BOND CAPITAL RESERVE

2011 ACTUAL 2012 ADJUSTED 2013 REQUESTED 2013 RECOMMENDED 2013 ADOPTED

5600 Principal on Debt 1,140,000 1,100,000 1,125,000 1,125,000 1,125,000

TOTALS: 1,140,000 1,100,000 1,125,000 1,125,000 1,125,000

Type: A

A9730910 BOND ANTICIPATION NOTE		2011 ACTUAL	2012 ADJUSTED	2013 REQUESTED	2013 RECOMMENDED	2013 ADOPTED	Type: B
5600	Principal on Debt	62,200	265,651	321,100	321,100	321,100	
5700	Interest on Debt	3,660	15,161	9,047	9,047	9,047	
TOTALS:		65,860	280,812	330,147	330,147	330,147	

2011 ACTUAL 2012 ADJUSTED 2013 REQUESTED 2013 RECOMMENDED 2013 ADOPTED

A9730911 RESERVE PAYMENT BAN INT Type: B

5600	Principal on Debt	11,000	7,549	50,000	50,000	50,000
------	-------------------	--------	-------	--------	--------	--------

TOTALS:		11,000	7,549	50,000	50,000	50,000
---------	--	--------	-------	--------	--------	--------

<u>A9901951 CONTRIBUTION-HIGHWAY FUND</u>		2011 ACTUAL	2012 ADJUSTED	2013 REQUESTED	2013 RECOMMENDED	2013 ADOPTED	Type: C
5900	Transfer of Funds	6,216,000	6,250,893	6,400,090	6,368,693	6,336,634	
TOTALS:		6,216,000	6,250,893	6,400,090	6,368,693	6,336,634	

2011 ACTUAL 2012 ADJUSTED 2013 REQUESTED 2013 RECOMMENDED 2013 ADOPTED

A9901952 CONTRIBUTION TO MACHINERY FUND

	5900 Transfer of Funds	104,442	51,006	73,063	600	0
--	---------------------------	---------	--------	--------	-----	---

	TOTALS:	104,442	51,006	73,063	600	0
--	---------	---------	--------	--------	-----	---

Type: C

2011 ACTUAL 2012 ADJUSTED 2013 REQUESTED 2013 RECOMMENDED 2013 ADOPTED

Type: C

A9901953 CONTRIBUTION TO NURSING HOME						
	2011 ACTUAL	2012 ADJUSTED	2013 REQUESTED	2013 RECOMMENDED	2013 ADOPTED	
5900	Transfer of Funds	1,345,535	505,202	724,600	500,722	478,464
TOTALS:		1,345,535	505,202	724,600	500,722	478,464

A9901955 CONTRIBUTION TO AIRPORT FUND

2011 ACTUAL 2012 ADJUSTED 2013 REQUESTED 2013 RECOMMENDED 2013 ADOPTED

Type: C

5900 Transfer of Funds 2,415,304 1,459,666 3,058,820 2,078,650 2,073,140

TOTALS: 2,415,304 1,459,666 3,058,820 2,078,650 2,073,140

5900 0000 0000 0000 0000 0000 0000

5900 0000 0000 0000 0000 0000 0000

5900 0000 0000 0000 0000 0000 0000

5900 0000 0000 0000 0000 0000 0000

5900 0000 0000 0000 0000 0000 0000

5900 0000 0000 0000 0000 0000 0000

5900 0000 0000 0000 0000 0000 0000

5900 0000 0000 0000 0000 0000 0000

5900 0000 0000 0000 0000 0000 0000

5900 0000 0000 0000 0000 0000 0000

5900 0000 0000 0000 0000 0000 0000

5900 0000 0000 0000 0000 0000 0000

5900 0000 0000 0000 0000 0000 0000

5900 0000 0000 0000 0000 0000 0000

5900 0000 0000 0000 0000 0000 0000

TOTAL FOR FUND: A		2011 ACTUAL	2012 ADJUSTED	2013 REQUESTED	2013 RECOMMENDED	2013 ADOPTED
5100	Personal Services	28,329,330	29,204,512	27,499,143	27,326,140	27,320,412
5101	Overtime	1,157,165	1,085,743	1,036,911	981,023	981,023
5102	On-Call	218,121	212,518	139,950	137,150	137,150
5200	Equipment	226,235	209,173	159,341	125,767	125,767
5299	Capital Equipment	124,504	822,000	707,453	270,252	270,252
5400	Expenses Not Itemized	60,603,170	62,237,845	61,673,143	61,201,556	61,251,556
5401	Personal Care	252,343	326,585	275,000	270,000	270,000
54011	Management Fee-Third Party	137,378	139,450	139,439	139,439	139,439
54013	Driver Salary-Third Party	500,975	507,975	520,000	520,000	520,000
54014	Mechanic Salary-Third Party	86,597	91,000	80,000	80,000	80,000
54015	Payroll Service-Third Party	3,639	4,000	4,200	4,200	4,200
54016	Fuel-Third Party	9,383	3,827	5,000	5,000	5,000
54017	Vehicle Parts-Third Party	99,362	82,328	69,000	69,000	69,000
54018	Towing-Third Party	4,244	3,560	4,600	4,600	4,600
54019	3rd Party Bus Use	0	500	3,000	3,000	3,000
5402	Program Supplies	28,998	19,760	0	0	0
54021	Telephone-Third Party	973	850	850	850	850
54022	Lab Fees-Third Party	2,010	2,500	2,500	2,500	2,500
54023	Disability Ins-Third Party	807	800	900	900	900
54024	Workers Comp-Third Party	42,011	49,350	45,500	45,500	45,500
54025	Central St Supplies-Third Pa	820	900	1,200	1,200	1,200
54026	Supplies-Third Party	1,554	1,500	750	750	750
54027	Laundry Services-Third Part	812	900	600	600	600
54028	Uniforms-Third Party	1,881	2,000	2,000	2,000	2,000
54029	Bank Fees-Third Party	100	200	0	0	0
54030	Miscellaneous-Third Party	2,367	2,910	3,000	3,000	3,000
54031	Employee Assistance Svcs -	640	700	700	700	700
54032	Other Employee Mileage	36	100	100	100	100
54035	NYSDOT Inspections	75	0	0	0	0
54036	Cleaning	8,912	10,000	10,000	10,000	10,000
54037	Security System	408	1,432	500	500	500
54038	Tools	630	750	750	750	750
5404	Backeround Checks	2,729	2,000	2,000	2,000	2,000
5406	Adult Day Care	20,420	31,692	30,000	27,000	27,000
5409	ARRA	1,871,885	0	0	0	0
5410	Prosecution Fund	126,725	111,200	71,000	71,000	71,000
5415	Office Supplies	187,887	259,178	204,635	197,985	197,985

	2011 ACTUAL	2012 ADJUSTED	2013 REQUESTED	2013 RECOMMENDED	2013 ADOPTED
5416	Program Supplies	329	17,972	2,000	750
5420	Postage	396,218	450,884	423,841	418,441
5425	Printing	90,657	96,257	97,680	95,030
5426	Copying	9,271	9,977	9,975	9,825
5430	Rent and Repairs	260,661	268,515	262,696	256,496
5432	Janitorial Supplies	0	0	30,000	27,000
5435	Telephone	266,356	280,064	263,149	259,309
5437	Medical Expenses	713,352	665,387	725,400	675,200
5438	Med Supplies	5,134	10,000	10,000	7,000
5440	Food	405,409	388,901	343,500	325,000
5445	Insurance	456,092	475,962	496,935	460,110
5446	Taxes or Assessments	46,614	49,392	50,160	49,660
5450	Light and Power	345,054	353,407	364,577	360,450
5452	Water And Sewer	70,310	83,114	76,338	74,028
5455	Heat and Fuel	170,508	160,245	170,350	163,100
5460	Gas and Oil	420,226	415,327	451,961	436,930
5465	Maintenance of Equip	594,517	684,089	706,746	687,622
5466	Lease Agreements	299,080	299,948	261,544	258,471
5467	Uniforms	53,119	52,800	53,600	51,100
5470	Travel	88,366	110,540	107,395	93,465
5471	Employee Mileage	354,062	369,596	265,549	264,709
5472	Medical Mileage	208,275	291,765	246,000	245,600
5473	Dues and Subscriptions	56,033	58,564	56,454	56,024
5474	Advertising	48,691	46,689	61,500	57,150
5475	Other	3,667,051	3,823,858	2,653,295	2,594,592
54751	Family Court/Appellate/Othe	699,847	790,000	755,000	700,000
5600	Principal on Debt	1,630,700	1,733,617	1,883,600	1,883,600
5700	Interest on Debt	1,364,728	1,324,349	1,199,839	1,199,839
5810	Retirement	4,242,339	5,288,462	6,049,794	5,636,192
5830	FICA	2,158,334	2,314,192	2,177,515	2,159,822
5840	Workmen's Comp	442,193	898,832	525,973	525,973
5850	Unemployment Ins	64,279	50,385	41,500	122,668
5860	Health Ins	7,686,327	8,410,024	9,178,843	8,970,031
5862	Retiree Buyout	0	8,829	83,253	80,801
5863	Premium Reduction	0	0	1,436	1,436
5900	Transfer of Funds	10,081,281	8,266,767	10,256,573	8,948,665
TOTAL FOR FUND: A		131,450,539	133,988,448	133,037,136	129,660,551
					129,503,732

D3310000 TRAFFIC CONTROL		2011 ACTUAL	2012 ADJUSTED	2013 REQUESTED	2013 RECOMMENDED	2013 ADOPTED
5100	Personal Services	204,988	216,384	197,880	199,765	199,765
5101	Overtime	9,574	4,000	4,000	4,000	4,000
5200	Equipment	4,194	0	0	0	0
5415	Office Supplies	218	250	250	250	250
5435	Telephone	315	300	300	300	300
5450	Light and Power	9,552	10,800	10,800	10,800	10,800
5465	Maintenance of Equip	1,405	5,000	11,200	11,200	11,200
5475	Other	200,437	238,550	248,450	248,450	248,450
5810	Retirement	30,784	36,536	41,433	34,997	34,997
5830	FICA	15,556	16,723	15,338	15,481	15,481
5860	Health Ins	96,348	99,856	97,794	97,021	91,641
5862	Retiree Buyout	0	1,210	5,314	5,158	5,158
TOTALS:		573,371	629,609	632,759	627,422	622,042

Type: C

DE5010000 HIGHWAY ADMINISTRATION

2011 ACTUAL 2012 ADJUSTED 2013 REQUESTED 2013 RECOMMENDED 2013 ADOPTED

	2011 ACTUAL	2012 ADJUSTED	2013 REQUESTED	2013 RECOMMENDED	2013 ADOPTED
5100 Personal Services	259,196	268,657	271,220	273,798	273,798
5200 Equipment	0	0	0	0	0
5415 Office Supplies	1,508	1,916	2,000	2,000	2,000
5420 Postage	624	800	900	900	900
5425 Printing	198	350	350	350	350
5435 Telephone	2,507	2,300	2,700	2,700	2,700
5465 Maintenance of Equip	500	1,044	960	960	960
5470 Travel	32	0	0	0	0
5473 Dues and Subscriptions	1,375	2,100	2,100	2,100	2,100
5474 Advertising	229	200	200	200	200
5475 Other	11,153	11,063	12,949	9,949	9,949
5810 Retirement	37,458	47,199	58,692	54,904	54,904
5830 FICA	19,215	20,460	20,657	20,854	20,854
5860 Health Ins	53,891	56,419	61,032	60,934	58,502
TOTALS:	387,886	412,508	433,760	429,649	427,217

Type: C

D5020000 ENGINEERING		2011 ACTUAL	2012 ADJUSTED	2013 REQUESTED	2013 RECOMMENDED	2013 ADOPTED	Type: C
5100	Personal Services	145,721	151,003	152,165	153,565	153,565	
5101	Overtime	0	1,500	1,500	1,500	1,500	
5200	Equipment	0	0	0	0	0	
5415	Office Supplies	375	162	250	250	250	
5435	Telephone	478	500	500	500	500	
5465	Maintenance of Equip	494	400	778	778	778	
5470	Travel	0	288	200	100	100	
5475	Other	17,097	17,250	32,600	32,600	32,600	
5810	Retirement	21,126	26,866	33,342	31,178	31,178	
5830	FICA	10,568	11,545	11,632	11,741	11,741	
5860	Health Ins	51,000	53,972	50,765	50,026	48,799	
TOTALS:		246,859	263,486	283,732	282,238	281,011	

D5110000 MAINTENANCE OF ROADS

	2011 ACTUAL	2012 ADJUSTED	2013 REQUESTED	2013 RECOMMENDED	2013 ADOPTED	Type: C
5100 Personal Services	1,223,628	1,093,743	1,086,836	1,097,491	1,097,491	
5101 Overtime	29,283	17,500	18,000	17,500	17,500	
5200 Equipment	0	0	0	0	0	
5415 Office Supplies	138	50	50	50	50	
5435 Telephone	537	550	550	550	550	
5474 Advertising	48	100	100	100	100	
5475 Other	815,206	864,141	884,900	884,100	884,100	
5810 Retirement	178,104	189,689	234,263	215,331	215,331	
5830 FICA	91,533	84,429	83,970	84,749	84,749	
5840 Workmen's Comp	213,729	252,945	191,697	191,697	191,697	
5860 Health Ins	622,886	648,693	685,755	676,573	653,553	
TOTALS:	3,175,092	3,151,840	3,186,121	3,168,141	3,145,121	

DS112500 PROJECTS		2011 ACTUAL	2012 ADJUSTED	2013 REQUESTED	2013 RECOMMENDED	2013 ADOPTED	Type: C
5200	Equipment	0	0	0	0	0	
5290	Capital Projects	2,085,307	2,844,386	2,000,000	2,000,000	2,000,000	
TOTALS:		2,085,307	2,844,386	2,000,000	2,000,000	2,000,000	

DS113500 HBRR PROJECTS

2011 ACTUAL 2012 ADJUSTED 2013 REQUESTED 2013 RECOMMENDED 2013 ADOPTED

Type: C

	2011 ACTUAL	2012 ADJUSTED	2013 REQUESTED	2013 RECOMMENDED	2013 ADOPTED
5200 Equipment	0	0	0	0	0
5290 Capital Projects	252,588	3,812,757	1,000,000	1,000,000	1,000,000
TOTALS:	252,588	3,812,757	1,000,000	1,000,000	1,000,000

<u>D5120000 BRIDGES</u>		2011 ACTUAL	2012 ADJUSTED	2013 REQUESTED	2013 RECOMMENDED	2013 ADOPTED
5100	Personal Services	0	20,000	20,000	20,000	20,000
5475	Other	11,515	25,600	26,200	26,200	26,200
5810	Retirement	0	3,540	4,360	4,040	4,040
5830	FICA	0	1,530	1,530	1,530	1,530
TOTALS:		11,515	50,670	52,090	51,770	51,770

Type: C

DS142000 COUNTY SNOW REMOVAL

2011 ACTUAL 2012 ADJUSTED 2013 REQUESTED 2013 RECOMMENDED 2013 ADOPTED

Type: C

	2011 ACTUAL	2012 ADJUSTED	2013 REQUESTED	2013 RECOMMENDED	2013 ADOPTED
5100 Personal Services	116,155	294,181	299,064	301,747	301,747
5101 Overtime	57,263	50,000	50,000	50,000	50,000
5475 Other	1,743,219	1,890,289	1,910,814	1,910,814	1,910,814
5810 Retirement	20,433	60,920	76,096	71,053	71,053
5830 FICA	12,759	26,331	26,704	26,909	26,909
TOTALS:	1,949,829	2,321,721	2,362,678	2,360,523	2,360,523

TOTAL FOR FUND: D		2011 ACTUAL	2012 ADJUSTED	2013 REQUESTED	2013 RECOMMENDED	2013 ADOPTED
5100	Personal Services	1,949,688	2,043,968	2,027,165	2,046,366	2,046,366
5101	Overtime	96,120	73,000	73,500	73,000	73,000
5200	Equipment	4,194	0	0	0	0
5290	Capital Projects	2,337,895	6,657,143	3,000,000	3,000,000	3,000,000
5415	Office Supplies	2,239	2,378	2,550	2,550	2,550
5420	Postage	624	800	900	900	900
5425	Printing	198	350	350	350	350
5435	Telephone	3,837	3,650	4,050	4,050	4,050
5450	Light and Power	9,552	10,800	10,800	10,800	10,800
5465	Maintenance of Equip	2,399	6,444	12,938	12,938	12,938
5470	Travel	32	288	200	100	100
5473	Dues and Subscriptions	1,375	2,100	2,100	2,100	2,100
5474	Advertising	277	300	300	300	300
5475	Other	2,798,627	3,046,893	3,115,913	3,112,113	3,112,113
5810	Retirement	287,905	364,750	448,186	411,503	411,503
5830	FICA	149,631	161,018	159,831	161,264	161,264
5840	Workmen's Comp	213,729	252,945	191,697	191,697	191,697
5860	Health Ins	824,125	858,940	895,346	884,554	852,495
5862	Retiree Buyout	0	1,210	5,314	5,158	5,158
TOTAL FOR FUND: D		8,682,447	13,486,977	9,951,140	9,919,743	9,887,684

E6020000 COUNTY NURSING HOME

2011 ACTUAL 2012 ADJUSTED 2013 REQUESTED 2013 RECOMMENDED 2013 ADOPTED

Type: C

	2011 ACTUAL	2012 ADJUSTED	2013 REQUESTED	2013 RECOMMENDED	2013 ADOPTED
5100 Personal Services	3,662,912	4,194,153	4,194,653	4,134,460	4,134,460
5101 Overtime	121,009	122,000	90,000	90,000	90,000
5200 Equipment	34,178	24,775	24,755	17,987	17,987
5299 Capital Equipment	0	0	0	0	0
5300 Depreciation	233,709	0	0	0	0
5400 Expenses Not Itemized	350,000	300,000	300,000	300,000	300,000
5404 Background Checks	1,556	1,100	1,600	1,600	1,600
5415 Office Supplies	4,818	4,100	4,300	4,100	4,100
5420 Postage	1,319	1,400	1,400	1,400	1,400
5425 Printing	593	1,000	800	800	800
5430 Rent and Repairs	3,717	0	8,000	5,000	5,000
5435 Telephone	9,953	10,700	10,700	10,700	10,700
5440 Food	178,944	178,000	182,000	182,000	182,000
5445 Insurance	20,096	21,102	22,460	23,199	42,699
5450 Light and Power	69,872	71,100	72,000	72,000	72,000
5452 Water And Sewer	29,479	26,000	30,000	27,500	27,500
5460 Gas and Oil	2,118	3,900	3,300	3,300	3,300
5465 Maintenance of Equip	51,571	43,073	36,430	34,480	34,480
5470 Travel	3,866	4,000	4,200	4,000	4,000
5473 Dues and Subscriptions	6,732	8,995	10,300	10,300	10,300
5474 Advertising	301	1,500	750	500	500
5475 Other	81,607	103,275	101,374	100,474	100,474
54750 Rubbish Removal-CCNH	9,681	11,000	11,000	11,000	11,000
54751 Family Court/Appellate/Oth	52,832	62,000	62,000	60,000	60,000
54752 Briefs/Underpants-CCNH	41,129	40,000	40,000	40,000	40,000
54754 Medical Supplies-CCNH	72,622	64,000	66,000	65,000	65,000
54755 Med Dir.H.Phys-CCNH	24,787	24,780	24,780	24,780	24,780
54756 Consultants-CCNH	56,316	58,000	58,000	58,000	58,000
54757 Housekeep Suppl-CCNH	32,311	33,000	32,000	32,000	32,000
54758 Dietary Supplies-CCNH	15,862	17,000	15,000	15,000	15,000
54759 OTC's-CCNH	28,834	29,000	29,000	29,000	29,000
5477 Indirect Costs	303,414	324,600	300,000	300,000	300,000
5556 07 Capital	70	0	0	0	0
5557 08 Capital	46,181	237,937	0	0	0
5558 2009 MP	2,706	13	0	0	0
5810 Retirement	475,171	640,215	814,340	684,646	684,646
5830 FICA	277,622	329,487	326,461	321,850	321,850
5840 Workmen's Comp	149,296	153,919	225,030	225,030	225,030

	2011 ACTUAL	2012 ADJUSTED	2013 REQUESTED	2013 RECOMMENDED	2013 ADOPTED
5850 Unemployment Ins	29,723	15,800	15,000	15,000	15,000
5860 Health Ins	847,956	966,815	1,016,215	1,005,020	963,262
5861 OPEB	852,933	0	0	0	0
5862 Retiree Buyout	0	2,016	5,314	5,158	5,158
5863 Premium Reduction	0	186	0	0	0
TOTALS:	8,187,796	8,129,941	8,139,162	7,915,284	7,893,026

2011 ACTUAL 2012 ADJUSTED 2013 REQUESTED 2013 RECOMMENDED 2013 ADOPTED

Type: C

E9730000 BOND ANTICIPATION NOTE

	2011 ACTUAL	2012 ADJUSTED	2013 REQUESTED	2013 RECOMMENDED	2013 ADOPTED
5600 Principal on Debt	0	156,270	128,900	128,900	128,900
5700 Interest on Debt	5,875	3,878	1,035	1,035	1,035
TOTALS:	5,875	160,148	129,935	129,935	129,935

	2011 ACTUAL	2012 ADJUSTED	2013 REQUESTED	2013 RECOMMENDED	2013 ADOPTED	Type: C
<u>E9731000 NH BAN CAPITAL RESERVE</u>						
5600 Principal on Debt	0	1,930	0	0	0	
TOTALS:	0	1,930	0	0	0	

TOTAL FOR FUND: E		2011 ACTUAL	2012 ADJUSTED	2013 REQUESTED	2013 RECOMMENDED	2013 ADOPTED
5100	Personal Services	3,662,912	4,194,153	4,194,653	4,134,460	4,134,460
5101	Overtime	121,009	122,000	90,000	90,000	90,000
5200	Equipment	34,178	24,775	24,755	17,987	17,987
5299	Capital Equipment	0	0	0	0	0
5300	Depreciation	233,709	0	0	0	0
5400	Expenses Not Itemized	350,000	300,000	300,000	300,000	300,000
5404	Background Checks	1,556	1,100	1,600	1,600	1,600
5415	Office Supplies	4,818	4,100	4,300	4,100	4,100
5420	Postage	1,319	1,400	1,400	1,400	1,400
5425	Printing	593	1,000	800	800	800
5430	Rent and Repairs	3,717	0	8,000	5,000	5,000
5435	Telephone	9,953	10,700	10,700	10,700	10,700
5440	Food	178,944	178,000	182,000	182,000	182,000
5445	Insurance	20,096	21,102	22,460	23,199	42,699
5450	Light and Power	69,872	71,100	72,000	72,000	72,000
5452	Water And Sewer	29,479	26,000	30,000	27,500	27,500
5460	Gas and Oil	2,118	3,900	3,300	3,300	3,300
5465	Maintenance of Equip	51,571	43,073	36,430	34,480	34,480
5470	Travel	3,866	4,000	4,200	4,000	4,000
5473	Dues and Subscriptions	6,732	8,995	10,300	10,300	10,300
5474	Advertising	301	1,500	750	500	500
5475	Other	81,607	103,275	101,374	100,474	100,474
54750	Rubbish Removal-CCNH	9,681	11,000	11,000	11,000	11,000
54751	Family Court/Appellate/Othe	52,832	62,000	62,000	60,000	60,000
54752	Briefs/Underpants-CCNH	41,129	40,000	40,000	40,000	40,000
54754	Medical Supplies-CCNH	72,622	64,000	66,000	65,000	65,000
54755	Med Dir.H.Phv-CCNH	24,787	24,780	24,780	24,780	24,780
54756	Consultants-CCNH	56,316	58,000	58,000	58,000	58,000
54757	Housekeep Suppl-CCNH	32,311	33,000	32,000	32,000	32,000
54758	Dietary Supplies-CCNH	15,862	17,000	15,000	15,000	15,000
54759	OTC's-CCNH	28,834	29,000	29,000	29,000	29,000
5477	Indirect Costs	303,414	324,600	300,000	300,000	300,000
5556	07 Capital	70	0	0	0	0
5557	08 Capital	46,181	237,937	0	0	0
5558	2009 MP	2,706	13	0	0	0
5600	Principal on Debt	0	158,200	128,900	128,900	128,900
5700	Interest on Debt	5,875	3,878	1,035	1,035	1,035

	2011 ACTUAL	2012 ADJUSTED	2013 REQUESTED	2013 RECOMMENDED	2013 ADOPTED
5810 Retirement	475,171	640,215	814,340	684,646	684,646
5830 FICA	277,622	329,487	326,461	321,850	321,850
5840 Workmen's Comp	149,296	153,919	225,030	225,030	225,030
5850 Unemployment Ins	29,723	15,800	15,000	15,000	15,000
5860 Health Ins	847,956	966,815	1,016,215	1,005,020	963,262
5861 OPEB	852,933	0	0	0	0
5862 Retiree Buyout	0	2,016	5,314	5,158	5,158
5863 Premium Reduction	0	186	0	0	0
TOTAL FOR FUND: E	8,193,671	8,292,019	8,269,097	8,045,219	8,022,961

RS610487 AIRPORT FACILITIES

2011 ACTUAL 2012 ADJUSTED 2013 REQUESTED 2013 RECOMMENDED 2013 ADOPTED

Type: C

	2011 ACTUAL	2012 ADJUSTED	2013 REQUESTED	2013 RECOMMENDED	2013 ADOPTED
5100 Personal Services	180,239	206,529	281,888	216,811	216,811
5101 Overtime	12,828	16,000	18,000	14,000	14,000
5102 On-Call	0	2,000	0	0	0
5200 Equipment	3,141	5,854	3,200	0	0
5299 Capital Equipment	42,414	0	54,873	54,873	54,873
5400 Expenses Not Itemized	0	1,650	0	0	0
5408 Training	2,101	1,600	2,840	1,600	1,600
5415 Office Supplies	565	500	525	300	300
5420 Postage	0	100	100	0	0
5430 Rent and Repairs	63,790	86,344	84,160	65,000	65,000
5435 Telephone	0	1,412	500	500	500
5465 Maintenance of Equip	936	1,216	6,484	3,734	3,734
5466 Lease Agreements	11,991	10,500	6,780	780	780
5467 Uniforms	446	750	4,000	3,500	3,500
5470 Travel	0	0	1,000	750	750
5475 Other	16,648	18,000	20,500	20,000	20,000
5810 Retirement	20,582	32,824	47,814	26,197	26,197
5830 FICA	14,374	17,396	22,914	17,642	17,642
5860 Health Ins	13,551	18,571	38,855	16,504	16,191
TOTALS:	383,606	421,246	594,433	442,191	441,878

F5610488 AIRPORT OPERATIONS

2011 ACTUAL 2012 ADJUSTED 2013 REQUESTED 2013 RECOMMENDED 2013 ADOPTED

Type: C

5100	Personal Services	406,356	459,971	476,792	445,769	445,769
5101	Overtime	60,907	55,000	60,000	55,000	55,000
5102	On-Call	8,212	8,500	11,712	10,000	10,000
5200	Equipment	5,151	9,902	4,493	0	0
5290	Capital Projects	0	31,650	0	0	0
5299	Capital Equipment	0	131,757	27,000	0	0
5408	Training	4,519	12,322	9,059	8,500	8,500
5415	Office Supplies	198	300	2,182	500	500
5426	Copying	0	200	200	200	200
5430	Rent and Repairs	100,252	126,183	68,750	68,750	68,750
5435	Telephone	0	1,800	1,800	1,000	1,000
5455	Heat and Fuel	36,005	30,000	38,000	30,000	30,000
5460	Gas and Oil	122,502	100,000	124,500	115,000	115,000
5465	Maintenance of Equip	62,348	85,097	104,650	90,000	90,000
5466	Lease Agreements	11,725	10,675	10,810	10,675	10,675
5467	Uniforms	1,729	1,200	6,000	5,000	5,000
5475	Other	113,192	104,833	117,225	109,225	109,225
5810	Retirement	59,854	83,992	113,316	95,151	95,151
5830	FICA	35,175	39,925	41,826	38,952	38,952
5850	Unemployment Ins	0	0	9,100	9,100	9,100
5860	Health Ins	57,463	86,298	103,799	85,223	84,910
TOTALS:		1,085,588	1,379,605	1,331,214	1,178,045	1,177,732

F5610489 AIRPORT FIRE DEPARTMENT

2011 ACTUAL 2012 ADJUSTED 2013 REQUESTED 2013 RECOMMENDED 2013 ADOPTED

Type: C

	2011 ACTUAL	2012 ADJUSTED	2013 REQUESTED	2013 RECOMMENDED	2013 ADOPTED
5100 Personal Services	191,170	204,516	245,575	231,156	231,156
5101 Overtime	36,116	31,612	30,000	22,000	22,000
5102 On-Call	0	576	1,600	500	500
5200 Equipment	5,962	1,754	13,276	9,776	9,776
5299 Capital Equipment	0	0	150,000	0	0
5408 Training	6,555	9,790	9,085	9,085	9,085
5415 Office Supplies	279	400	457	400	400
5420 Postage	12	50	50	50	50
5426 Copying	0	0	100	0	0
5430 Rent and Repairs	15,133	19,443	29,218	29,218	29,218
5435 Telephone	0	1,200	3,200	500	500
5465 Maintenance of Equip	2,211	1,181	8,629	4,700	4,700
5466 Lease Agreements	1,510	683	683	683	683
5467 Uniforms	2,190	900	4,000	2,500	2,500
5473 Dues and Subscriptions	30	30	30	30	30
5475 Other	4,235	7,964	52,602	41,537	41,537
5810 Retirement	30,301	38,930	54,204	44,737	44,737
5830 FICA	16,635	17,666	21,113	19,330	19,330
5850 Unemployment Ins	718	0	0	0	0
5860 Health Ins	32,820	39,708	73,259	59,741	57,432
TOTALS:	345,877	376,403	697,081	475,943	473,634

F5610490 AIRPORT SECURITY		2011 ACTUAL	2012 ADJUSTED	2013 REQUESTED	2013 RECOMMENDED	2013 ADOPTED	Type: C
5100	Personal Services	104,440	105,457	167,511	108,832	108,832	
5101	Overtime	80,298	80,000	85,300	80,000	80,000	
5200	Equipment	9,289	10,702	31,102	12,300	12,300	
5299	Capital Equipment	0	0	25,000	0	0	
5404	Background Checks	2,000	4,000	4,000	4,000	4,000	
5408	Training	948	0	7,500	1,500	1,500	
5415	Office Supplies	2,600	470	550	450	450	
5416	Program Supplies	0	3,500	4,300	3,500	3,500	
5420	Postage	182	68	0	0	0	
5425	Printing	0	0	0	0	0	
5426	Copying	0	100	50	50	50	
5430	Rent and Repairs	448	4,506	5,200	2,700	2,700	
5465	Maintenance of Equip	554	4,524	10,880	8,080	8,080	
5467	Uniforms	350	450	1,500	500	500	
5475	Other	135,380	148,415	164,972	164,972	164,972	
5810	Retirement	22,756	28,901	47,337	33,254	33,254	
5830	FICA	13,585	14,171	19,325	14,431	14,431	
5860	Health Ins	13,079	14,295	25,198	15,269	15,269	
TOTALS:		385,909	419,559	599,725	449,838	449,838	

FS610495 FORMER COUNTY AIRPORT

2011 ACTUAL 2012 ADJUSTED 2013 REQUESTED 2013 RECOMMENDED 2013 ADOPTED Type: C

	2011 ACTUAL	2012 ADJUSTED	2013 REQUESTED	2013 RECOMMENDED	2013 ADOPTED
5445 Insurance	2,069	2,238	2,462	2,100	2,100
5446 Taxes or Assessments	4,295	5,367	6,000	6,000	6,000
5860 Health Ins	21,889	22,660	24,909	24,941	23,126
TOTALS:	28,253	30,265	33,371	33,041	31,226

2011 ACTUAL 2012 ADJUSTED 2013 REQUESTED 2013 RECOMMENDED 2013 ADOPTED

Type: C

F5610497 PLATTSBURGH INTERNATL AIRPORT						
	2011 ACTUAL	2012 ADJUSTED	2013 REQUESTED	2013 RECOMMENDED	2013 ADOPTED	
5100	Personal Services	168,224	204,732	223,337	225,483	225,483
5101	Overtime	13,754	12,000	10,000	7,500	7,500
5200	Equipment	716	20,055	1,000	0	0
52175	Parking Lot	193,073	20,344	0	0	0
5299	Capital Equipment	143,555	12,387	0	0	0
5300	Depreciation	2,478,112	0	0	0	0
5400	Expenses Not Itemized	5,822	89,016	10,000	10,000	10,000
5405	Marketing Expense	90,000	50,000	50,000	60,000	60,000
5407	Commissions	558	0	600	600	600
5408	Training	0	420	0	0	0
5415	Office Supplies	1,459	2,000	2,000	2,000	2,000
5420	Postage	792	800	800	800	800
5425	Printing	206	200	200	200	200
5426	Copying	273	400	200	200	200
5430	Rent and Repairs	18,442	12,184	12,600	12,600	12,600
5431	Disaster	118,193	99,507	0	0	0
5435	Telephone	7,390	7,200	8,000	8,000	8,000
5445	Insurance	126,113	132,257	147,000	125,974	125,974
5446	Taxes or Assessments	93,696	100,000	120,000	105,000	105,000
5450	Light and Power	217,325	232,713	240,000	240,000	240,000
5452	Water And Sewer	8,625	8,287	7,000	6,000	6,000
5455	Heat and Fuel	75,653	90,000	90,000	90,000	90,000
5465	Maintenance of Equip	600	6,800	3,300	2,845	2,845
5466	Lease Agreements	7,068	9,108	10,008	10,008	10,008
5470	Travel	2,763	4,700	5,000	2,500	2,500
5473	Dues and Subscriptions	525	775	925	925	925
5474	Advertising	183	1,100	800	600	600
5475	Other	147,962	92,550	96,449	94,949	94,949
5477	Indirect Costs	170,424	177,250	172,000	172,000	172,000
5810	Retirement	-4,262	39,297	51,487	46,899	46,899
5830	FICA	12,867	16,045	17,774	17,748	17,748
5840	Workmen's Comp	57,165	54,567	71,795	71,795	71,795
5850	Unemployment Ins	466	15,000	9,100	9,100	9,100
5860	Health Ins	54,862	46,176	56,487	55,042	54,282
5861	OPRB	211,379	0	0	0	0
TOTALS:		4,423,983	1,557,870	1,417,862	1,378,768	1,378,008

F5610499 FBO - PLATTSBURGH INTERNATL 2011 ACTUAL 2012 ADJUSTED 2013 REQUESTED 2013 RECOMMENDED 2013 ADOPTED Type: C

	2011 ACTUAL	2012 ADJUSTED	2013 REQUESTED	2013 RECOMMENDED	2013 ADOPTED
5200 Equipment	0	0	0	0	0
5299 Capital Equipment	0	0	0	0	0
5400 Expenses Not Itemized	112,459	50,000	150,000	100,000	100,000
TOTALS:	112,459	50,000	150,000	100,000	100,000

<u>F9730000 BAN - AIRPORT</u>		2011 ACTUAL	2012 ADJUSTED	2013 REQUESTED	2013 RECOMMENDED	2013 ADOPTED	Type: C
5600	Principal on Debt	0	4,045,325	361,250	361,250	361,250	
5700	Interest on Debt	61,175	59,842	6,581	6,581	6,581	
TOTALS:		61,175	4,105,167	367,831	367,831	367,831	

2011 ACTUAL 2012 ADJUSTED 2013 REQUESTED 2013 RECOMMENDED 2013 ADOPTED
Principal on Debt
5600
TOTALS: 0 29,800 0 0 0

Account Number	2011 ACTUAL	2012 ADJUSTED	2013 REQUESTED	2013 RECOMMENDED	2013 ADOPTED
5600	0	29,800	0	0	0
5600.01	0	29,800	0	0	0
5600.02	0	0	0	0	0
5600.03	0	0	0	0	0
5600.04	0	0	0	0	0
5600.05	0	0	0	0	0
5600.06	0	0	0	0	0
5600.07	0	0	0	0	0
5600.08	0	0	0	0	0
5600.09	0	0	0	0	0
5600.10	0	0	0	0	0
5600.11	0	0	0	0	0
5600.12	0	0	0	0	0
5600.13	0	0	0	0	0
5600.14	0	0	0	0	0
5600.15	0	0	0	0	0
5600.16	0	0	0	0	0
5600.17	0	0	0	0	0
5600.18	0	0	0	0	0
5600.19	0	0	0	0	0
5600.20	0	0	0	0	0
5600.21	0	0	0	0	0
5600.22	0	0	0	0	0
5600.23	0	0	0	0	0
5600.24	0	0	0	0	0
5600.25	0	0	0	0	0
5600.26	0	0	0	0	0
5600.27	0	0	0	0	0
5600.28	0	0	0	0	0
5600.29	0	0	0	0	0
5600.30	0	0	0	0	0
5600.31	0	0	0	0	0
5600.32	0	0	0	0	0
5600.33	0	0	0	0	0
5600.34	0	0	0	0	0
5600.35	0	0	0	0	0
5600.36	0	0	0	0	0
5600.37	0	0	0	0	0
5600.38	0	0	0	0	0
5600.39	0	0	0	0	0
5600.40	0	0	0	0	0
5600.41	0	0	0	0	0
5600.42	0	0	0	0	0
5600.43	0	0	0	0	0
5600.44	0	0	0	0	0
5600.45	0	0	0	0	0
5600.46	0	0	0	0	0
5600.47	0	0	0	0	0
5600.48	0	0	0	0	0
5600.49	0	0	0	0	0
5600.50	0	0	0	0	0

TOTAL FOR FUND: F		2011 ACTUAL	2012 ADJUSTED	2013 REQUESTED	2013 RECOMMENDED	2013 ADOPTED
5100	Personal Services	1,050,429	1,181,205	1,395,103	1,228,051	1,228,051
5101	Overtime	203,905	194,612	203,300	178,500	178,500
5102	On-Call	8,212	11,076	13,312	10,500	10,500
5200	Equipment	24,259	48,267	53,071	22,076	22,076
52175	Parking Lot	193,073	20,344	0	0	0
5290	Capital Projects	0	31,650	0	0	0
5299	Capital Equipment	185,969	144,144	256,873	54,873	54,873
5300	Depreciation	2,478,112	0	0	0	0
5400	Expenses Not Itemized	118,281	140,666	160,000	110,000	110,000
5404	Background Checks	2,000	4,000	4,000	4,000	4,000
5405	Marketing Expense	90,000	50,000	50,000	60,000	60,000
5407	Commissions	558	0	600	600	600
5408	Training	14,123	24,132	28,484	20,685	20,685
5415	Office Supplies	5,101	3,670	5,714	3,650	3,650
5416	Program Supplies	0	3,500	4,300	3,500	3,500
5420	Postage	986	1,018	950	850	850
5425	Printing	206	200	200	200	200
5426	Copying	273	700	550	450	450
5430	Rent and Repairs	198,065	248,660	199,928	178,268	178,268
5431	Disaster	118,193	99,507	0	0	0
5435	Telephone	7,390	11,612	13,500	10,000	10,000
5445	Insurance	128,182	134,495	149,462	128,074	128,074
5446	Taxes or Assessments	97,991	105,367	126,000	111,000	111,000
5450	Light and Power	217,325	232,713	240,000	240,000	240,000
5452	Water And Sewer	8,625	8,287	7,000	6,000	6,000
5455	Heat and Fuel	111,658	120,000	128,000	120,000	120,000
5460	Gas and Oil	122,502	100,000	124,500	115,000	115,000
5465	Maintenance of Equip	66,649	98,818	133,943	109,359	109,359
5466	Lease Agreements	32,294	30,966	28,281	22,146	22,146
5467	Uniforms	4,715	3,300	15,500	11,500	11,500
5470	Travel	2,763	4,700	6,000	3,250	3,250
5473	Dues and Subscriptions	555	805	955	955	955
5474	Advertising	183	1,100	800	600	600
5475	Other	417,417	371,762	451,748	430,683	430,683
5477	Indirect Costs	170,424	177,250	172,000	172,000	172,000
5600	Principal on Debt	0	4,075,125	361,250	361,250	361,250
5700	Interest on Debt	61,175	59,842	6,581	6,581	6,581

	2011 ACTUAL	2012 ADJUSTED	2013 REQUESTED	2013 RECOMMENDED	2013 ADOPTED
5810 Retirement	129,231	223,944	314,158	246,238	246,238
5830 FICA	92,636	105,203	122,952	108,103	108,103
5840 Workmen's Comp	57,165	54,567	71,795	71,795	71,795
5850 Unemployment Ins	1,184	15,000	18,200	18,200	18,200
5860 Health Ins	193,664	227,708	322,507	256,720	251,210
5861 OPEB	211,379	0	0	0	0
TOTAL FOR FUND: F	6,826,850	8,369,915	5,191,517	4,425,657	4,420,147

L8160010 SOLID WASTE		2011 ACTUAL	2012 ADJUSTED	2013 REQUESTED	2013 RECOMMENDED	2013 ADOPTED	Type: B
5100	Personal Services	12,516	56,900	20,000	20,000	20,000	
5400	Expenses Not Itemized	475,367	366,000	516,000	516,000	516,000	
5446	Taxes or Assessments	4,697	5,000	5,000	5,000	5,000	
5450	Light and Power	4,113	4,000	5,000	5,000	5,000	
5475	Other	0	2,000	0	0	0	
5860	Health Ins	43,032	42,997	40,126	40,473	40,473	
TOTALS:		539,725	476,897	586,126	586,473	586,473	

18160011 SOLID WASTE - CASELLA

2011 ACTUAL 2012 ADJUSTED 2013 REQUESTED 2013 RECOMMENDED 2013 ADOPTED Type: B

5100	Personal Services	1,128,577	1,196,848	1,179,902	1,191,701	1,191,701
5101	Overtime	103,190	100,000	100,000	100,000	100,000
5200	Equipment	0	0	0	0	0
5400	Expenses Not Itemized	16,400	20,000	20,000	20,000	20,000
5420	Postage	0	25	25	25	25
5445	Insurance	1,027	1,400	1,000	1,120	1,120
5475	Other	0	10,000	10,000	10,000	10,000
5810	Retirement	161,774	192,194	237,435	224,305	224,305
5830	FICA	90,489	98,781	97,484	98,815	98,815
5840	Workmen's Comp	110,695	123,592	203,419	203,419	203,419
5850	Unemployment Ins	0	7,000	7,000	7,000	7,000
5860	Health Ins	325,500	345,121	368,899	361,991	334,474
TOTALS:		1,937,652	2,094,961	2,225,164	2,218,376	2,190,859

19710000 SERIAL BONDS - SOLID WASTE		2011 ACTUAL	2012 ADJUSTED	2013 REQUESTED	2013 RECOMMENDED	2013 ADOPTED	Type: B
5600	Principal on Debt	200,000	195,000	0	0	0	0
5700	Interest on Debt	9,706	3,291	0	0	0	0
TOTALS:		209,706	198,291	0	0	0	0

19901000 LANDFILL CONTR TO GENERAL FUND

	2011 ACTUAL	2012 ADJUSTED	2013 REQUESTED	2013 RECOMMENDED	2013 ADOPTED
5900 Transfer of Funds	75,000	52,500	52,500	52,500	52,500
TOTALS:	75,000	52,500	52,500	52,500	52,500

Type: B

TOTAL FOR FUND: L		2011 ACTUAL	2012 ADJUSTED	2013 REQUESTED	2013 RECOMMENDED	2013 ADOPTED
5100	Personal Services	1,141,093	1,253,748	1,199,902	1,211,701	1,211,701
5101	Overtime	103,190	100,000	100,000	100,000	100,000
5200	Equipment	0	0	0	0	0
5400	Expenses Not Itemized	491,767	386,000	536,000	536,000	536,000
5420	Postage	0	25	25	25	25
5445	Insurance	1,027	1,400	1,000	1,120	1,120
5446	Taxes or Assessments	4,697	5,000	5,000	5,000	5,000
5450	Light and Power	4,113	4,000	5,000	5,000	5,000
5475	Other	0	12,000	10,000	10,000	10,000
5600	Principal on Debt	200,000	195,000	0	0	0
5700	Interest on Debt	9,706	3,291	0	0	0
5810	Retirement	161,774	192,194	237,435	224,305	224,305
5830	FICA	90,489	98,781	97,484	98,815	98,815
5840	Workmen's Comp	110,695	123,592	203,419	203,419	203,419
5850	Unemployment Ins	0	7,000	7,000	7,000	7,000
5860	Health Ins	368,532	388,118	409,025	402,464	374,947
5900	Transfer of Funds	75,000	52,500	52,500	52,500	52,500
TOTAL FOR FUND: L		2,762,083	2,822,649	2,863,790	2,857,349	2,829,832

MS130000 MACHINERY

	2011 ACTUAL	2012 ADJUSTED	2013 REQUESTED	2013 RECOMMENDED	2013 ADOPTED	Type: C
5100	Personal Services	173,446	181,098	185,404	187,195	187,195
5101	Overtime	4,807	1,500	1,500	1,500	1,500
5200	Equipment	11,157	10,010	1,700	1,700	1,700
5299	Capital Equipment	344,700	22,920	360,000	0	0
5415	Office Supplies	583	900	850	850	850
5420	Postage	449	100	100	100	100
5430	Rent and Repairs	9,311	8,200	10,000	10,000	10,000
5435	Telephone	2,504	3,000	2,500	2,500	2,500
5445	Insurance	30,980	32,360	37,946	40,000	40,000
5446	Taxes or Assessments	1,023	1,100	1,100	1,100	1,100
5450	Light and Power	20,912	24,000	25,000	25,000	25,000
5452	Water And Sewer	1,425	1,500	1,500	1,500	1,500
5455	Heat and Fuel	45,952	42,000	40,000	40,000	40,000
5460	Gas and Oil	499,818	445,000	325,500	325,500	325,500
5465	Maintenance of Equip	164,354	183,968	173,160	243,954	243,954
5467	Uniforms	858	1,000	900	900	900
5475	Other	16,447	16,317	20,000	20,000	20,000
5810	Retirement	25,753	32,150	40,535	37,923	37,923
5830	FICA	12,489	13,877	14,207	14,343	14,343
5860	Health Ins	101,028	105,441	112,804	112,035	111,435
TOTALS:		1,467,996	1,126,441	1,354,706	1,066,100	1,065,500

TOTAL FOR FUND: M		2011 ACTUAL	2012 ADJUSTED	2013 REQUESTED	2013 RECOMMENDED	2013 ADOPTED
5100	Personal Services	173,446	181,098	185,404	187,195	187,195
5101	Overtime	4,807	1,500	1,500	1,500	1,500
5200	Equipment	11,157	10,010	1,700	1,700	1,700
5299	Capital Equipment	344,700	22,920	360,000	0	0
5415	Office Supplies	583	900	850	850	850
5420	Postage	449	100	100	100	100
5430	Rent and Repairs	9,311	8,200	10,000	10,000	10,000
5435	Telephone	2,504	3,000	2,500	2,500	2,500
5445	Insurance	30,980	32,360	37,946	40,000	40,000
5446	Taxes or Assessments	1,023	1,100	1,100	1,100	1,100
5450	Light and Power	20,912	24,000	25,000	25,000	25,000
5452	Water And Sewer	1,425	1,500	1,500	1,500	1,500
5455	Heat and Fuel	45,952	42,000	40,000	40,000	40,000
5460	Gas and Oil	499,818	445,000	325,500	325,500	325,500
5465	Maintenance of Equip	164,354	183,968	173,160	243,954	243,954
5467	Uniforms	858	1,000	900	900	900
5475	Other	16,447	16,317	20,000	20,000	20,000
5810	Retirement	25,753	32,150	40,535	37,923	37,923
5830	FICA	12,489	13,877	14,207	14,343	14,343
5860	Health Ins	101,028	105,441	112,804	112,035	111,435
TOTAL FOR FUND: M		1,467,996	1,126,441	1,354,706	1,066,100	1,065,500

COUNTY TOTALS	2011 ACTUAL	2012 ADJUSTED	2013 REQUESTED	2013 RECOMMENDED	2013 ADOPTED
5100 Personal Services	36,306,898	38,058,684	36,501,370	36,133,913	36,128,185
5101 Overtime	1,686,194	1,576,855	1,505,211	1,424,023	1,424,023
5102 On-Call	226,333	223,594	153,262	147,650	147,650
5200 Equipment	300,023	292,225	238,867	167,530	167,530
52175 Parking Lot	193,073	20,344	0	0	0
5290 Capital Projects	2,337,895	6,688,793	3,000,000	3,000,000	3,000,000
5299 Capital Equipment	655,173	989,064	1,324,326	325,125	325,125
5300 Depreciation	2,711,821	0	0	0	0
5400 Expenses Not Itemized	61,563,218	63,064,511	62,669,143	62,147,556	62,197,556
5401 Personal Care	252,343	326,585	275,000	270,000	270,000
54011 Management Fee-Third Party	137,378	139,450	139,439	139,439	139,439
54013 Driver Salary-Third Party	500,975	507,975	520,000	520,000	520,000
54014 Mechanic Salary-Third Party	86,597	91,000	80,000	80,000	80,000
54015 Payroll Service-Third Party	3,639	4,000	4,200	4,200	4,200
54016 Fuel-Third Party	9,383	3,827	5,000	5,000	5,000
54017 Vehicle Parts-Third Party	99,362	82,328	69,000	69,000	69,000
54018 Towing-Third Party	4,244	3,560	4,600	4,600	4,600
54019 3rd Party Bus Use	0	500	3,000	3,000	3,000
5402 Program Supplies	28,998	19,760	0	0	0
54021 Telephone-Third Party	973	850	850	850	850
54022 Lab Fees-Third Party	2,010	2,500	2,500	2,500	2,500
54023 Disability Ins-Third Party	807	800	900	900	900
54024 Workers Comp-Third Party	42,011	49,350	45,500	45,500	45,500
54025 Central St Supplies-Third Party	820	900	1,200	1,200	1,200
54026 Supplies-Third Party	1,554	1,500	750	750	750
54027 Laundry Services-Third Party	812	900	600	600	600
54028 Uniforms-Third Party	1,881	2,000	2,000	2,000	2,000
54029 Bank Fees-Third Party	100	200	0	0	0
54030 Miscellaneous-Third Party	2,367	2,910	3,000	3,000	3,000
54031 Employee Assistance Svcs -	640	700	700	700	700
54032 Other Employee Mileage	36	100	100	100	100
54035 NYS DOT Inspections	75	0	0	0	0
54036 Cleaning	8,912	10,000	10,000	10,000	10,000
54037 Security System	408	1,432	500	500	500
54038 Tools	630	750	750	750	750
5404 Backround Checks	6,285	7,100	7,600	7,600	7,600
5405 Marketing Expense	90,000	50,000	50,000	60,000	60,000
5406 Adult Day Care	20,420	31,692	30,000	27,000	27,000
5407 Commissions	558	0	600	600	600
5408 Training	14,123	24,132	28,484	20,685	20,685
5409 ARRA	1,871,885	0	0	0	0
5410 Prosecution Fund	126,725	111,200	71,000	71,000	71,000

	2011 ACTUAL	2012 ADJUSTED	2013 REQUESTED	2013 RECOMMENDED	2013 ADOPTED
5415	Office Supplies	200,628	280,226	218,049	209,135
5416	Program Supplies	329	21,472	6,300	4,250
5420	Postage	399,596	454,227	427,216	421,716
5425	Printing	91,654	97,807	99,030	96,380
5426	Copying	9,544	10,677	10,525	10,275
5430	Rent and Repairs	471,754	525,375	480,624	449,764
5431	Disaster	118,193	99,507	0	0
5432	Janitorial Supplies	0	0	30,000	27,000
5435	Telephone	290,040	309,026	293,899	286,559
5437	Medical Expenses	713,352	665,387	725,400	675,200
5438	Med Supplies	5,134	10,000	10,000	7,000
5440	Food	584,353	566,901	525,500	507,000
5445	Insurance	636,377	665,319	707,803	652,503
5446	Taxes or Assessments	150,325	160,859	182,260	166,760
5450	Light and Power	666,828	696,020	717,377	713,250
5452	Water And Sewer	109,839	118,901	114,838	109,028
5455	Heat and Fuel	328,118	322,245	338,350	323,100
5460	Gas and Oil	1,044,664	964,227	905,261	880,730
5465	Maintenance of Equip	879,490	1,016,392	1,063,217	1,088,353
5466	Lease Agreements	331,374	330,914	289,825	280,617
5467	Uniforms	58,692	57,100	70,000	63,500
5470	Travel	95,027	119,528	117,795	100,815
5471	Employee Mileage	354,062	369,596	265,549	264,709
5472	Medical Mileage	208,275	291,765	246,000	245,600
5473	Dues and Subscriptions	64,695	70,464	69,809	69,379
5474	Advertising	49,452	49,589	63,350	58,550
5475	Other	6,981,149	7,374,105	6,352,330	6,267,862
54750	Rubbish Removal-CCNH	9,681	11,000	11,000	11,000
54751	Family Court/Appellate/Othe	752,679	852,000	817,000	760,000
54752	Briefs/Underpants-CCNH	41,129	40,000	40,000	40,000
54754	Medical Supplies-CCNH	72,622	64,000	66,000	65,000
54755	Med Dir.H.Phy-CCNH	24,787	24,780	24,780	24,780
54756	Consultants-CCNH	56,316	58,000	58,000	58,000
54757	Housekeep Suppl-CCNH	32,311	33,000	32,000	32,000
54758	Dietary Supplies-CCNH	15,862	17,000	15,000	15,000
54759	OTC's-CCNH	28,834	29,000	29,000	29,000
5477	Indirect Costs	473,838	501,850	472,000	472,000
5556	07 Capital	70	0	0	0
5557	08 Capital	46,181	237,937	0	0
5558	2009 MP	2,706	13	0	0
5600	Principal on Debt	1,830,700	6,161,942	2,373,750	2,373,750
5700	Interest on Debt	1,441,484	1,391,360	1,207,455	1,207,455
5810	Retirement	5,322,173	6,741,715	7,904,448	7,241,444

	2011 ACTUAL	2012 ADJUSTED	2013 REQUESTED	2013 RECOMMENDED	2013 ADOPTED
5830 FICA	2,781,201	3,022,558	2,898,450	2,864,197	2,863,513
5840 Workmen's Comp	973,078	1,483,855	1,217,914	1,217,914	1,267,914
5850 Unemployment Ins	95,186	88,185	81,700	162,868	162,868
5860 Health Ins	10,021,632	10,957,046	11,934,740	11,630,824	11,332,763
5861 OPEB	1,064,312	0	0	0	0
5862 Retiree Buyout	0	12,055	93,881	91,117	91,117
5863 Premium Reduction	0	186	1,436	1,436	1,436
5900 Transfer of Funds	10,156,281	8,319,267	10,309,073	9,001,165	8,940,738
COUNTY TOTALS	159,383,586	163,086,449	160,667,386	155,974,619	155,729,856

2013 BUDGET REVENUE REPORT

Revenue Description	Department	2011	2012	2013	2013	2013
		ACTUAL	ADJUSTED	REQUESTED	RECOMMENDED	ADOPTED
A0001.000000 "A" FUND BALANCE		0	2,000,000	2,000,000	2,000,000	2,000,000
A0002.000000 "A" FUND CAPITAL RESERVE	A9730911	0	7,549	50,000	50,000	50,000
A0003.000000 STOP-DWTI RESTRICTED FUND BAL	A3315331	0	26,716	47,130	46,127	46,127
A0013.000000 COMPUTER RESERVE	A1680065	0	27,000	7,000	28,460	28,460
A0011.000001 E911 FUND BALANCE	A3020086	0	101,695	114,246	52,500	52,500
A0004.000004 TOBACCO RESERVE	A9710901	0	1,100,000	1,125,000	1,125,000	1,125,000
A0005.000004 TOBACCO RESERVE	A9710900	0	40,000	15,000	15,000	15,000
A0012.000005 DA FEDERAL JUSTICE RESERVE	A1165020	0	12,945	16,743	18,313	18,313
A0016.000005 DA FEDERAL JUSTICE RESERVE	A1165022	0	0	0	4,665	4,665
A0001.000007 TAX STABILIZATION FUND		0	1,800,000	1,032,325	1,032,325	1,032,325
A0007.000008 SHERIFF TREASURY RESERVE	A3110091	0	44,609	48,524	49,836	49,836
A0015.000008 SHERIFF TREASURY RESERVE	A3110090	0	10,000	0	2,500	2,500
A0014.000009 SHERIFF JUSTICE RESERVE	A3110096	0	49,768	56,782	56,782	56,782
A0015.000009 SHERIFF JUSTICE RESERVE	A3110090	0	10,000	0	2,500	2,500
A0016.000010 DA TREASURY RESERVE	A1165022	0	0	0	21,472	21,472
A132505.410510 GAIN SALE TAX PROP	A1325000	655,785	460,000	425,000	425,000	425,000
A132505.410810 PILOT	A1325000	652,040	625,516	727,071	321,384	321,384
A132505.410830 PILOT - WIND POWER	A1325000	0	0	0	405,687	405,687
A132505.410900 INT PEN RP TAX	A1325000	1,484,092	1,400,000	1,400,000	1,400,000	1,400,000
A132503.411100 SALES AND USE TAX		33,918,672	32,690,000	34,165,000	34,165,000	34,165,000
A198501.411100 SALES AND USE TAX	A1985000	9,630,084	15,310,000	15,835,000	15,835,000	15,835,000
A641002.411130 OCCUPANCY TAX (TOURISM)	A6410690	445,161	418,000	440,000	440,000	440,000
A141004.411360 MOTOR VEHICLE USER FEE	A1410040	474,195	470,000	470,000	475,000	475,000
A302001.411400 E911 SURCHARGE	A3020086	86,271	80,000	80,000	115,000	115,000
A302001.411401 WIRELESS SURCHARGE	A3020086	141,032	140,000	130,000	140,000	140,000
A118501.412250 MED EXAM FEES	A1185000	8,564	15,000	12,000	12,000	12,000
A132501.412300 TREASURER'S FEES-TAX	A1325000	32,274	15,500	16,500	16,500	16,500
A132501.412301 TREASURER'S FEES	A1325000	7,217	5,500	5,500	5,500	5,500
A132501.412302 OCCUPANCY TAX TREAS FEE	A1325000	23,430	22,000	24,000	24,000	24,000
A132501.412350 TAX AD & SEARCHES	A1325000	116,216	76,000	70,000	70,000	70,000

Revenue Description		Department	2011 ACTUAL	2012 ADJUSTED	2013 REQUESTED	2013 RECOMMENDED	2013 ADOPTED
A136201.412350	TAX AD & SEARCHES	A1362030	29,050	30,000	30,000	26,000	26,000
A136401.412350	TAX ADVERTISING REVENUE	A1364031	0	0	11,000	11,000	11,000
A135504.412501	SALE OF LISTING/FOIL RP	A1355000	553	1,000	1,000	1,000	1,000
A135504.412502	SDG FEE	A1355000	7,910	8,600	8,600	8,600	8,600
A141001.412550	CLERK FEES	A1410040	1,315,140	1,325,000	1,325,000	1,325,000	1,325,000
A141001.412551	GUN KEEPER FEES	A1410040	15,135	14,500	15,000	15,000	15,000
A141001.412552	CO CLK FEES - VETERANS ID	A1410040	0	0	3,500	0	0
A143001.412600	PERSONNEL FEES	A1430050	8,788	8,000	7,000	7,000	7,000
A167002.412890	SHARED SERVICES	A1670000	2,260	2,400	2,000	2,000	2,000
A136401.412891	OTHER REVENUE	A1364031	6,189	106,500	70,000	70,000	70,000
A132501.412893	STUMPAGE FEE	A1325000	1,312	1,000	1,000	1,000	1,000
A311001.415101	SHERIFF FEES	A3110090	140,565	140,000	140,000	140,000	140,000
A311001.415103	SHERIFF REIMBURSABLES	A3110090	0	1,000	1,000	1,000	1,000
A341003.415401	FIRE INVESTIGATION	A3410250	14	100	25	25	25
A314001.415800	REST SURCHARGE	A3140100	13,006	15,000	14,500	14,500	14,500
A314001.415890	DRUG TESTING FEES	A3140100	3,286	3,500	3,500	3,500	3,500
A116500.415891	OTHER INCOME - PUBLIC SAFETY	A1165020	165	100	100	100	100
A315006.415891	OTHER INCOME-PUBLIC SAFETY	A3150000	2,354	2,500	2,500	2,500	2,500
A331504.415891	OTHER INCOME-VIP FEE	A3315331	8,700	9,000	9,000	9,000	9,000
A314001.415893	ADM FEES PROB	A3140100	68,930	72,000	72,000	73,000	73,000
A314021.415893	DWI FEES	A3140111	2,541	3,000	0	0	0
A314001.415895	CLINICAL DRUG TEST FEES	A3140100	10,202	16,000	15,000	15,000	15,000
A314001.415896	ELECTRONIC MONITORING FEES	A3140100	5,265	8,500	6,000	6,000	6,000
A314001.415897	SUPERVISION FEE-OTH THAN DWI	A3140100	127,468	135,000	120,000	122,000	122,000
A314001.415898	REPORT FEES	A3140100	24,590	25,000	22,000	22,000	22,000
A401008.416011	PUBLIC HEALTH FEES	A4010300	105,750	100,000	100,000	100,000	100,000
A401008.416012	WELL CHILD CLINICS	A4010300	94,361	75,250	75,250	75,250	75,250
A401008.416013	PRENATAL MEDICAID	A4010300	53,515	0	0	0	0
A404601.416100	MEDICAID - EIP	A4046350	907,444	947,777	879,596	879,596	879,596
A401011.416101	HOME NURSING FEES	A4010301	451,357	333,645	0	0	0
A401011.416102	LOCAL MEDICAID/MEDICARE	A4010301	3,345,165	3,024,575	0	0	0
A401001.416103	MEDICAID-LTHCP	A4010302	1,749,215	1,366,723	0	0	0

Revenue Description	Department	2011	2012	2013	2013	2013	2013
		ACTUAL	ADJUSTED	REQUESTED	RECOMMENDED	ADOPTED	
A296001.416105 MEDICAID - PHC	A2960000	429,283	258,616	264,501	249,435	249,435	
A431004.416200 MTL HTH FEES	A4310410	816,874	1,205,895	1,437,324	1,437,324	1,438,021	
A431009.416200 MENTAL HEALTH FEES	A4310423	0	54,621	0	9,495	9,495	
A431011.416200 MENTAL HEALTH FEES	A4310424	25,014	0	0	0	0	
A432206.416200 MENTAL HEALTH FEES	A4322476	0	3,290	26,514	26,453	25,756	
A431004.416201 COPS ADD-ON	A4310410	688,918	500,000	0	0	0	
A431004.416202 CSP ADD-ON	A4310410	41,798	50,000	0	0	0	
A431001.416310 ALCOHOLISM FEES	A4310411	551,261	515,000	472,000	472,000	472,000	
A431004.416891 MISC REVENUE	A4310410	400	1,500	0	0	0	
A563001.417501 CART FAREBOX	A5630000	108,035	120,000	100,000	100,000	100,000	
A563001.417502 CART ADS	A5630000	25,736	26,508	25,000	25,000	25,000	
A563001.417503 FAREBOX - DSS	A5630000	97,694	118,000	103,000	103,000	103,000	
A563001.417504 FAREBOX - JCEO	A5630000	5,200	5,000	6,000	6,000	6,000	
A563001.417505 FAREBOX - OFA	A5630000	20,000	20,000	20,000	20,000	20,000	
A563001.417506 FAREBOX - OTHER	A5630000	7,959	18,000	1,600	1,600	1,600	
A563001.417507 FAREBOX - CCC	A5630000	45,497	32,000	67,000	67,000	67,000	
A563001.417508 COMMUTER PASSENGER FEES	A5630000	0	0	18,000	18,000	18,000	
A341003.417892 MISC REVENUE	A3410250	0	0	35,000	35,000	35,000	
A563001.417892 MISC REVENUE	A5630000	3,270	12,000	4,500	4,500	4,500	
A601001.418010 W/A REPAY - ADMIN	A6010000	174,254	200,000	200,000	200,000	200,000	
A610101.418010 REPAY MED ASSIST	A6101000	354,291	350,947	380,000	380,000	380,000	
A601001.418090 REPAY FAMILY ASSISTANCE	A6010000	526,171	525,000	525,000	525,000	525,000	
A610901.418090 REPAY FOOD STAMPS	A6109550	8,028	5,000	5,000	5,000	5,000	
A610901.418110 REPAY MEDICAL INCENTIVE	A6109550	90,416	80,000	80,000	80,000	80,000	
A611901.418191 REPAY CHILDCARE	A6119560	172,496	170,000	170,000	170,000	170,000	
A611902.418192 REPAY HANDICAPPED SCH	A6119562	558,063	489,906	528,330	499,512	499,512	
A612301.418230 REPAY JUV DEL CARE	A6123572	0	4,826	4,826	4,826	4,826	
A614001.418400 REPAY SAFETY NET	A6140000	427,096	500,000	500,000	500,000	500,000	
A614201.418420 REPAY OF EAA	A6142000	1,046	0	0	0	0	
A605502.418550 REPAY DAY CARE	A6055000	46,031	45,000	45,000	45,000	45,000	
A601001.418940 REPAY DSS CHARGES	A6010000	30,997	20,000	30,000	30,000	30,000	
A661001.419620 SEALER OF WGTS MEAS	A6610000	44,222	47,200	42,500	42,500	42,500	

Revenue Description	Department	2011	2012	2013	2013	2013
		ACTUAL	ADJUSTED	REQUESTED	RECOMMENDED	ADOPTED
A135502.422101 CONTRACT ASSESSMENT SVCS	A1355000	110,412	110,413	110,888	110,888	110,888
A135502.422102 1537 CONTRACT AID	A1355000	-1,119	0	0	0	0
A135502.422103 REIMBURSEMENT OF EXP	A1355000	2,044	1,960	2,000	2,000	2,000
A135502.422104 REIMB CITRIX LICENSES	A1355000	1,039	697	767	767	767
A145005.422150 CHARGEBACK REVENUE	A1450013	155,854	315,535	187,807	187,807	187,807
A168001.422281 DP OTHER GOVTS	A1680064	43,444	46,539	45,705	45,705	45,705
A145001.422282 SALE OF VOTER REG BOE	A1450000	292	250	0	150	150
A311007.422600 SECURITY SVCS - OTHER GOVTS	A3110090	15,418	16,847	17,447	17,447	17,447
A315001.422601 REIMB TRANSPORT PRISONER	A3150000	51,705	51,524	60,217	60,217	60,217
A311007.422602 CUSTOMS OVERTIME	A3110090	15,364	16,000	16,000	16,000	16,000
A311007.422603 US MARSHAL REIMBURSEMENT	A3110090	12,543	10,000	10,000	10,000	10,000
A315001.422641 JAIL FAC OTH GOVTS	A3150000	1,418,622	1,414,740	1,191,360	1,191,360	1,191,360
A315001.422642 JAIL MEDICAL REIMB	A3150000	20,706	17,000	17,000	20,000	20,000
A315001.422643 JAIL NUTRITION REIMBURSEMENT	A3150000	13,228	11,000	11,500	12,000	12,000
A315001.422644 SOCIAL SECURITY BENEFITS	A3150000	26,000	15,000	15,000	15,000	15,000
A601004.423100 DSS OTHER GOVTS	A6010000	20,041	19,634	19,634	19,634	19,634
A132502.424011 INTEREST GEN	A1325000	26,414	50,000	25,000	25,000	25,000
A563005.424100 RENTAL OF REAL PROPERTY	A5630000	25,477	26,735	26,242	26,242	26,242
A315004.424120 RENTAL - OFFICE SPACE	A3150000	22,800	22,800	22,800	22,800	22,800
A341001.424400 RENTAL - OTHER	A3410250	3,800	3,800	3,800	3,800	3,800
A315004.424501 TELEPHONE COMMISSIONS-JAIL	A3150000	0	29,450	7,000	29,800	29,800
A116504.426100 FINES AND FORFEITED BAIL	A1165020	39,662	45,000	45,000	45,000	45,000
A116504.426103 IN LIEU OF FORFEITURE PROPERTY	A1165020	40,145	43,000	43,500	43,500	43,500
A331501.426150 DWI	A3315331	256,613	247,600	254,124	254,124	254,124
A132504.426200 FORFEITURE OF DEPOSITS	A1325000	560	1,000	1,000	1,000	1,000
A116504.426251 DA STATE NON-RESTRICTIVE FUND	A1165020	4,035	0	0	1,000	1,000
A162001.426500 SALE OF SCRAP MATERIALS	A1620060	1,833	1,597	3,212	3,212	3,212
A802002.426550 MINOR SALES	A8020875	396	350	350	350	350
A135501.426551 MINOR SALES TAX MAPS ETC	A1355000	8,138	8,500	8,500	8,500	8,500
A002701.426552 SALES - OTHER (HCR)		0	0	0	322,500	322,500
A002701.426650 SALE OF EQUIPMENT		1,805	2,000	2,000	2,000	2,000
A563004.426650 SALE OF EQUIPMENT	A5630000	0	0	1,500	1,500	1,500

Revenue Description	Department	2011	2012	2013	2013	2013	2013
		ACTUAL	ADJUSTED	REQUESTED	RECOMMENDED	ADOPTED	
A002701.426801	INSURANCE RECOVERIES	35,656	30,990	28,000	28,000	28,000	28,000
A191001.426801	INS RECOVERIES	28,153	23,088	0	0	0	0
A172202.426831	OTHER SVCS WORKERS COMP	847,017	1,339,520	1,070,995	1,070,995	1,120,995	1,120,995
A002801.427000	MEDICARE PART D REIMB	130,288	100,000	115,000	115,000	115,000	115,000
A002801.427011	REFUND OF PR YR EXPENDITURES	447,746	50,000	50,000	50,000	50,000	50,000
A677203.427051	CONTRIBUTIONS OA	1,856	1,000	900	1,000	1,000	1,000
A677251.427051	CONTRIBUTIONS OA	793	1,155	1,155	1,155	1,155	1,155
A677252.427051	CONTRIBUTIONS OA	1,724	2,000	2,000	2,000	2,000	2,000
A677253.427051	CONTRIBUTIONS OA	70,812	68,500	68,500	68,500	68,500	68,500
A677254.427051	CONTRIBUTIONS OA	94,917	98,000	100,000	100,000	100,000	100,000
A677256.427051	CONTRIBUTIONS OA	775	700	700	700	700	700
A677257.427051	CONTRIBUTIONS OA	57,328	71,367	50,000	52,000	52,000	52,000
A677258.427051	CONTRIBUTIONS OA	82	350	50	50	50	50
A677259.427051	CONTRIBUTIONS OA	12,101	11,735	8,000	10,000	10,000	10,000
A677260.427051	CONTRIBUTIONS	0	0	2,000	2,000	2,000	2,000
A677262.427051	CONTRIBUTIONS OA	950	800	500	800	800	800
A677263.427051	CONTRIBUTIONS OA	852	979	1,000	800	800	800
A762001.427051	CONTRIBUTIONS OA	1,342	2,000	0	0	0	0
A404201.427052	CONTRIBUTIONS OA	972	800	500	500	500	500
A002801.427200	DONATIONS	7,348	7,500	7,500	7,500	7,500	7,500
A002801.427200	OTB	79,396	110,000	85,000	85,000	85,000	85,000
A002801.427701	MISC REV	283,060	40,000	45,000	45,000	45,000	45,000
A116524.427701	MISC REVENUE - KNIVES	7,372	0	0	0	0	0
A431027.427701	MISC REVENUE (BHSN/CVES)	3,309	0	0	0	0	0
A611905.427703	DSS ADOPTIONS	420	500	500	500	500	500
A751001.427704	HISTORICAL FEES	225	300	300	300	300	300
A002901.428010	INTERFUND REV INDIRECT-AIRPOR	248,809	177,250	172,000	172,000	172,000	172,000
A116525.428010	INTERFUND REVENUE - W/C	0	0	0	25,000	25,000	25,000
A135505.428010	INTERFUND REVENUE - E911	9,861	10,541	9,910	9,910	9,910	9,910
A168002.428010	INTERFUND REIMB-PRINTER MAINT	23,200	23,600	22,300	21,900	21,900	21,900
A311002.428010	TRAFFIC SAFETY REIMB	4,532	11,547	11,016	11,016	11,016	11,016
A731015.428010	DSS - PFFS FUNDS	0	15,500	16,061	16,061	16,061	16,061

Revenue Description	Department	2011					2012					2013				
		ACTUAL	ADJUSTED	REQUESTED	RECOMMENDED	ADOPTED	ACTUAL	ADJUSTED	REQUESTED	RECOMMENDED	ADOPTED	ACTUAL	ADJUSTED	REQUESTED	RECOMMENDED	ADOPTED
A731018.428010	DSS - FFPS FUNDS			0	7,076	7,677			7,677	7,677					7,677	
A802003.428010	INTERFUND REVENUE - E911			8,517	9,060	9,361			9,361	9,361					9,361	
A167001.428011	INTERFUND REV CS/PRINT			68,236	70,000	57,500			57,500	57,500					57,500	
A167001.428012	INTERFUND REV CS/MAIL			204,057	262,650	240,500			240,500	240,500					240,500	
A002901.428013	INTERFUND REV INDIRECT - NH			269,595	324,600	300,000			300,000	300,000					300,000	
A341005.428014	INTERFUND REVENUE - SHERIFF			23,833	21,588	26,739			26,739	26,739					26,739	
A431002.428014	INTERFUND REV MH/SHER			40,434	40,878	42,462			42,462	42,462					42,462	
A116507.428015	INTERFUND REV DA/DWI			25,500	25,500	25,500			25,500	25,500					25,500	
A116525.428015	INTERFUND REVENUE - DWI			0	0	10,000			10,000	10,000					10,000	
A311002.428015	INTERFUND REV - DWI			20,493	21,500	21,500			21,500	21,500					21,500	
A314002.428015	INTERFUND REV PROB/DWI			48,500	48,500	48,500			48,500	48,500					48,500	
A431006.428015	INTERFUND REV AL/C/DWI			27,500	27,500	27,500			27,500	27,500					27,500	
A601006.428016	INTERFUND REV DSS/CCEITA			3,450	3,450	3,450			3,450	3,450					3,450	
A311002.428017	INTERFUND REV - AIRPORT			135,200	153,915	164,971			164,971	164,971					164,971	
A311002.428018	INTERFUND REV - DSS			12,242	14,000	14,000			14,000	14,000					14,000	
A314002.428018	DSS DRUG TESTING FEES			7,930	23,000	29,000			29,000	29,000					29,000	
A167001.428019	INTERFUND REV CS/MESS			44,937	32,964	34,641			34,641	34,641					34,641	
A141005.430050	CO CLK MORTGAGE TAX FEES			160,875	160,875	160,875			160,875	160,875					160,875	
A971004.430051	MORTGAGE TAX RESTRICT FUND			402,965	450,000	450,000			450,000	450,000					450,000	
A162002.430210	COURT SYSTEM REIMBURSEMENT			176,582	163,308	195,477			195,477	195,477					195,477	
A104001.430250	INDIGENT LEGAL DEFENSE			0	0	0			0	3,004					3,004	
A117002.430250	PUB SAF INDIGENT PAROLEE			271,000	271,000	152,230			211,951	211,951					211,951	
A314006.430250	ST AID LEGAL DEFENSE			4,010	7,477	7,477			6,630	6,630					6,630	
A314007.430250	ST AID LEGAL DEFENSE INTT			3,231	6,729	6,729			6,760	6,760					6,760	
A116505.430302	DISTRICT ATTORNEY SALARY			40,512	40,512	61,212			61,212	61,212					61,212	
A116505.430304	AID TO PROSECUTION			31,538	29,200	29,200			29,200	29,200					29,200	
A135503.430401	ELECTRONIC TRANS. SALE DA			950	900	900			900	900					900	
A003001.430701	RAIL - STATE AID			0	7,187	0			0	0					0	
A116516.430890	STATE AID - CARP			0	0	82,000			82,000	82,000					82,000	
A296002.432771	ST AID ED OF PHC			2,194,389	2,482,183	2,539,668			2,392,501	2,392,501					2,392,501	
A404602.432772	ST AID ED OF PHC			79,647	265,321	251,522			251,522	251,522					251,522	
A314014.433100	ST AID PROBATION			36,956	42,543	0			0	0					0	

Revenue Description	Department	2011					2012					2013				
		ACTUAL	ADJUSTED	REQUESTED	RECOMMENDED	ADOPTED	ACTUAL	ADJUSTED	REQUESTED	RECOMMENDED	ADOPTED	ACTUAL	ADJUSTED	REQUESTED	RECOMMENDED	ADOPTED
A314003.433101 ST AID PROB	A3140100	253,240	256,238	303,920	303,920	303,920	303,920	303,920	303,920	303,920	303,920	303,920	303,920	303,920	303,920	303,920
A314006.433101 ST AID PROBATION	A3140105	4,000	3,000	2,000	2,000	2,000	2,000	2,000	2,000	2,000	2,000	2,000	2,000	2,000	2,000	2,000
A314007.433101 ST AID PROBATION	A3140106	5,000	4,000	3,000	3,000	3,000	3,000	3,000	3,000	3,000	3,000	3,000	3,000	3,000	3,000	3,000
A314014.433101 ST AID REGULAR PROBATION	A3140111	3,998	4,000	0	0	0	0	0	0	0	0	0	0	0	0	0
A314003.433103 OCFs PER DIEM	A3140100	5,596	6,000	2,000	2,000	2,000	2,000	2,000	2,000	2,000	2,000	2,000	2,000	2,000	2,000	2,000
A314006.433104 ST AID PROB PRETRIAL REL	A3140105	12,414	12,414	12,414	12,414	12,414	12,414	12,414	12,414	12,414	12,414	12,414	12,414	12,414	12,414	12,414
A314007.433105 ST AID PROB ALT TO INC	A3140106	13,546	13,555	13,555	13,555	13,555	13,555	13,555	13,555	13,555	13,555	13,555	13,555	13,555	13,555	13,555
A314003.433109 ST AID KENDRA'S LAW	A3140100	27,086	20,000	23,000	23,000	23,000	23,000	23,000	23,000	23,000	23,000	23,000	23,000	23,000	23,000	23,000
A331001.433150 ST AID NAVIGATION	A3310266	29,454	58,703	58,836	58,836	58,836	58,836	58,836	58,836	58,836	58,836	58,836	58,836	58,836	58,836	58,836
A718001.433170 ST AID SNOWMOBILE	A7180000	111,640	115,600	100,000	100,000	100,000	100,000	100,000	100,000	100,000	100,000	100,000	100,000	100,000	100,000	100,000
A116204.433360 ST AID UNIFIED COURT	A1162000	37,959	40,006	37,736	37,736	37,736	37,736	37,736	37,736	37,736	37,736	37,736	37,736	37,736	37,736	37,736
A116505.433894 PROSECUTION OF INMATES	A1165020	11,537	5,500	9,000	9,000	9,000	9,000	9,000	9,000	9,000	9,000	9,000	9,000	9,000	9,000	9,000
A314003.433894 PROSECUTION OF INMATES	A3140100	0	2,000	3,500	3,500	3,500	3,500	3,500	3,500	3,500	3,500	3,500	3,500	3,500	3,500	3,500
A314014.433894 ST AID PROS OF INMATES	A3140111	4,461	0	0	0	0	0	0	0	0	0	0	0	0	0	0
A341002.433896 WIRELESS 911 FUNDING	A3410250	40,804	41,938	41,938	41,938	41,938	41,938	41,938	41,938	41,938	41,938	41,938	41,938	41,938	41,938	41,938
A401002.434011 ST AID PUBLIC HEALTH	A4010300	882,051	1,135,680	1,301,315	1,301,315	1,301,315	1,301,315	1,301,315	1,301,315	1,301,315	1,301,315	1,301,315	1,301,315	1,301,315	1,301,315	1,301,315
A401005.434011 ST AID PUBLIC HEALTH	A4010308	54,641	55,800	55,737	55,737	55,737	55,737	55,737	55,737	55,737	55,737	55,737	55,737	55,737	55,737	55,737
A401013.434011 ART 6 STATE AID - PH	A4010301	307,772	0	0	0	0	0	0	0	0	0	0	0	0	0	0
A404202.434011 ST AID PUBLIC HEALTH	A4042325	1,320	5,868	6,558	6,558	6,558	6,558	6,558	6,558	6,558	6,558	6,558	6,558	6,558	6,558	6,558
A404602.434011 ST AID PUBLIC HEALTH	A4046350	41,065	0	0	0	0	0	0	0	0	0	0	0	0	0	0
A407002.434011 ST AID PUBLIC HEALTH	A4070380	983	1,577	1,550	1,550	1,550	1,550	1,550	1,550	1,550	1,550	1,550	1,550	1,550	1,550	1,550
A404202.434727 ST AID RABIES	A4042325	12,742	12,511	12,726	12,726	12,726	12,726	12,726	12,726	12,726	12,726	12,726	12,726	12,726	12,726	12,726
A431003.434900 ST AID MENTAL HEALTH	A4310410	11,928	11,928	11,624	11,624	11,624	11,624	11,624	11,624	11,624	11,624	11,624	11,624	11,624	11,624	11,624
A431101.434900 ST AID MENTAL HEALTH	A4310411	32,048	32,048	32,048	32,048	32,048	32,048	32,048	32,048	32,048	32,048	32,048	32,048	32,048	32,048	32,048
A432204.434900 ST AID - MENTAL HEALTH	A4322476	103,712	102,970	89,012	89,012	89,012	89,012	89,012	89,012	89,012	89,012	89,012	89,012	89,012	89,012	89,012
A431003.434901 CSP CHILD/FAMILY SUPPORT	A4310410	0	39,644	39,644	39,644	39,644	39,644	39,644	39,644	39,644	39,644	39,644	39,644	39,644	39,644	39,644
A431024.434902 ST AID COMMISSIONER FUNDS	A4310424	11,250	0	0	0	0	0	0	0	0	0	0	0	0	0	0
A431003.434903 ST AID REINVESTMENT	A4310410	0	27,241	0	0	0	0	0	0	0	0	0	0	0	0	0
A431023.434903 ST AID REINVESTMENT	A4310423	39,644	26,091	26,091	26,091	26,091	26,091	26,091	26,091	26,091	26,091	26,091	26,091	26,091	26,091	26,091
A431024.434903 ST AID RIV	A4310424	45,712	8,272	8,272	8,272	8,272	8,272	8,272	8,272	8,272	8,272	8,272	8,272	8,272	8,272	8,272
A432204.434903 ST AID - MH REINVESTMENT	A4322476	15,892	27,241	21,024	21,024	21,024	21,024	21,024	21,024	21,024	21,024	21,024	21,024	21,024	21,024	21,024
A431003.434904 ST AID ICM	A4310410	42,121	2,221	0	0	0	0	0	0	0	0	0	0	0	0	0

Revenue Description	Department	2011 ACTUAL	2012 ADJUSTED	2013 REQUESTED	2013 RECOMMENDED	2013 ADOPTED
A431023.434904 ST AID CASE MANAGEMENT	A4310423	0	11,250	21,579	20,936	20,936
A431024.434904 ST AID CASE MANAGEMENT	A4310424	0	52,736	45,711	45,711	45,711
A432204.434904 ST AID - CASE MGMT	A4322476	14,206	1,370	0	0	0
A431003.434905 ST AID OMRDD 620	A4310410	8,072	7,931	7,668	7,668	7,668
A431003.434906 ST AID OMRDD OT620	A4310410	26,812	26,570	25,992	25,992	25,992
A431003.434907 CLINIC PLUS STATE AID	A4310410	189,608	60,000	0	0	0
A431003.434909 STATE AID OTHER	A4310410	0	0	14,320	14,320	14,320
A563002.435941 S/A BUS MASS TRANSIT (STOA)	A5630000	789,345	752,482	747,084	752,048	752,048
A563002.435971 S/A CART - CAPITAL	A5630000	0	80,000	24,000	24,000	24,000
A610601.436062 ST AID SPECIAL NEEDS ADLT	A6106000	3,161	5,000	5,000	5,000	5,000
A610902.436091 ST AID FAMILY ASSIST	A6109550	74,100	2,000	2,000	2,000	2,000
A601002.436100 ST AID DSS ADMIN	A6010000	1,690,123	1,773,869	1,687,487	1,643,711	1,633,863
A601002.436101 ST AID CHILD WELFARE	A6010000	1,451,088	1,300,000	1,185,980	1,185,980	1,185,980
A607006.436101 ST AID CHILD WELFARE	A6070525	296,581	243,016	245,483	245,483	245,483
A611903.436191 ST AID CHILD CARE	A6119560	501,008	521,000	544,137	544,137	544,137
A611904.436192 ST AID DSS ED HC CHILDREN	A6119562	192,024	234,906	253,330	239,512	239,512
A601002.436193 ST AID FOSTER CARE BG	A6010000	940,852	895,278	870,188	870,188	870,188
A611903.436193 ST AID FOSTER CARE BG	A6119560	810,208	996,146	791,208	791,208	791,208
A612302.436193 ST AID FOSTER CARE BG	A6123572	152,708	100,000	50,000	50,000	50,000
A612302.436230 ST AID JUVENILE DELINQUENT	A6123572	1,977	0	0	0	0
A614002.436400 ST AID SAFETY NET	A6140000	764,674	860,000	801,850	801,850	801,850
A614202.436420 ST AID EAA	A6142000	166,358	165,000	140,000	140,000	140,000
A601002.436552 CHILD CARE BG ADMIN	A6010000	187,097	250,000	250,000	250,000	250,000
A605501.436552 ST AID DAY CARE	A6055000	643,536	813,423	855,605	855,605	855,605
A651001.437100 VETERANS SERVICES	A6510000	8,654	8,654	8,401	8,401	8,401
A677219.437720 ST AID OA	A6772719	202,695	218,491	217,064	217,064	217,064
A677226.437720 ST AID OA	A6772726	1,591	1,591	1,591	1,591	1,591
A677201.437721 ST AID OA	A6772701	42,454	42,728	35,368	35,368	35,368
A677210.437721 ST AID OA	A6772710	25,000	29,435	25,000	25,000	25,000
A677212.437721 ST AID OA	A6772712	23,846	23,572	35,368	35,368	35,368
A731002.438201 ST AID YOUTH PROGRAMS	A7310800	28,202	20,906	20,345	20,345	20,345
A731009.438201 ST AID YOUTH PROGRAMS	A7310802	13,047	9,785	9,184	9,184	9,184

Revenue Description	Department	2011	2012	2013	2013	2013	2013
		ACTUAL	ADJUSTED	REQUESTED	RECOMMENDED	ADOPTED	
A802007.439890	ST AID FARMLAND PROTECTION AD	A8020875	11,000	11,000	0	0	0
A364002.443050	FED AID CIVIL DEFENSE	A3640275	34,500	34,836	34,836	34,836	34,836
A116522.443892	NORTHERN BORDER PROTECTION	A1165020	14,277	14,379	0	0	0
A117003.443892	NORTHERN BORDER REVENUE	A1170000	11,723	10,337	0	0	0
A315003.443892	NORTHERN BORDER PROTECTION	A3150000	74,541	83,694	0	0	0
A610001.444890	FMAP DEDICATED FUND	A6100000	1,764,328	0	0	0	0
A431008.444900	FED AID MENTAL HEALTH	A4310410	15,844	0	0	10,000	10,000
A431037.444900	FED AID MENTAL HEALTH	A4310423	0	0	50,950	39,431	39,431
A431102.444900	FEDERAL SALARY SHARING	A4310411	6,813	6,813	6,813	6,813	6,813
A563003.445890	F/A CART	A5630000	143,400	150,600	150,000	150,000	150,000
A563003.445970	F/A CART - CAPITAL	A5630000	0	640,000	192,000	192,000	192,000
A610904.446091	FED AID FAMILY ASSIST	A6109550	3,452,247	3,513,716	3,715,000	3,715,000	3,715,000
A601003.446100	FED AID DSS ADMIN	A6010000	2,367,839	2,604,422	3,381,468	3,293,914	3,274,218
A601003.446102	FED AID CHIL D WELFARE	A6010000	730,081	733,293	778,063	778,063	778,063
A601003.446110	FED AID FOOD STAMPS	A6010000	720,599	691,190	691,000	691,000	691,000
A601003.446150	FFFS FUNDS	A6010000	1,096,353	1,202,056	1,441,239	1,445,541	1,446,871
A601005.446150	FED AID CHIL D WELFARE FFFS	A6010001	483,084	543,366	591,276	586,974	585,644
A607009.446150	FFFS FUNDS	A6070525	83,193	121,994	111,243	111,243	111,243
A610904.446150	FFFS FUNDS	A6109550	0	448,347	178,320	178,320	178,320
A611906.446190	FED AID CHIL D CARE	A6119560	663,772	674,000	734,400	734,400	734,400
A601003.446191	FED AID FOSTER CARE	A6010000	912,089	900,000	951,000	951,000	951,000
A611906.446191	FED AID FOSTER CARE BG	A6119560	529,810	420,000	541,401	541,401	541,401
A614003.446400	FED AID SAFETY NET	A6140000	87,299	90,000	90,000	90,000	90,000
A601003.446410	HEAP ADMINISTRATION	A6010000	158,037	125,000	125,000	125,000	125,000
A601003.446610	FED AID - TITLE IV -B	A6010000	68,039	68,000	68,000	68,000	68,000
A607009.446702	FED AID CHIL D WELFARE	A6070525	287,620	287,620	309,446	309,446	309,446
A677205.447720	FED AID OA	A6772705	101,658	101,758	91,582	93,525	93,525
A677206.447720	FED AID OA	A6772706	48,025	46,672	43,240	43,240	43,240
A677207.447720	FED AID OA	A6772707	112,600	227,665	101,307	101,307	101,307
A677220.447720	FED AID OA	A6772720	3,789	3,662	3,662	3,662	3,662
A677225.447720	FED AID OA	A6772725	32,524	32,278	29,217	29,217	29,217
A677205.447721	FED AID-CASH IN LIEU	A6772705	24,476	27,911	26,322	26,322	26,322

Revenue Description	Department	2011 ACTUAL	2012 ADJUSTED	2013 REQUESTED	2013 RECOMMENDED	2013 ADOPTED
A677206.447721 FED AID-CASH IN LIEU	A6772706	58,341	60,990	55,789	55,789	55,789
A677200.447722 FED AID OA	A6772700	46,310	82,654	72,220	72,220	72,220
A677202.447722 FED AID OA	A6772702	2,928	0	0	0	0
A677204.447722 FED AID OA	A6772704	2,676	0	0	0	0
A677209.447722 FED AID OA	A6772709	8,891	0	0	0	0
A677213.447722 FED AID OA	A6772713	3,509	0	0	0	0
A677214.447722 FED AID OA	A6772714	2,964	0	0	0	0
A677215.447722 FED AID OA	A6772715	2,369	0	0	0	0
A677230.447722 FED AID OA	A6772703	10,514	0	0	0	0
A003201.450310 INTERPUND REVENUE - L FUND		75,000	52,500	52,500	52,500	52,500
Total for Fund***A		96,222,264	105,443,824	101,112,055	101,200,049	101,219,302

Revenue Description	Department	2011 ACTUAL	2012 ADJUSTED	2013 REQUESTED	2013 RECOMMENDED	2013 ADOPTED
D0001.000000 "D" FUND BALANCE	D5110000	0	400,000	375,000	375,000	375,000
D0003.000000 CAPITAL PROJECT RESERVE (D)	D5113500	0	0	50,000	50,000	50,000
D331001.423000 TRANSPORTATION SVCS	D3310000	77,515	65,000	70,000	70,000	70,000
D501001.424010 INTEREST AND EARNINGS	D5010000	76	1,000	50	50	50
D501002.425900 PERMITS OTR	D5010000	12,114	11,000	12,000	12,000	12,000
D331003.426550 MINOR SALES	D3310000	28,555	11,000	15,000	15,000	15,000
D501003.426800 INSURANCE RECOVERIES	D5010000	2,145	1,500	2,500	2,500	2,500
D511001.427000 MEDICARE PART D REIMB	D5110000	28,525	20,000	25,000	25,000	25,000
D511001.427700 MISC REVENUE	D5110000	243,764	1,000	1,500	1,500	1,500
D514202.428017 COUNTY SNOW - OTHER	D5142000	67,010	65,000	50,000	50,000	50,000
D511201.435010 ST AID HWY	D5112500	2,081,507	2,153,312	2,000,000	2,000,000	2,000,000
D511301.435022 ST AID HBRR	D5113500	3,644	0	150,000	150,000	150,000
D511302.445022 FEDERAL AID OTHER	D5113500	38,025	2,019,575	800,000	800,000	800,000
D331002.450310 INTERFUND TRANSFER (A)-TRAFFIC	D3310000	559,910	553,609	547,759	542,422	537,042
D501004.450310 INTERFUND TRANSFER (A)-ADMIN	D5010000	377,553	399,008	419,210	415,099	412,667
D502001.450310 INTERFUND TRANSFER (A)-ENG	D5020000	250,210	263,486	283,732	282,238	281,011
D511002.450310 INTERFUND TRANSFER (A)-ROADS	D5110000	2,797,500	2,727,399	2,784,621	2,766,641	2,743,621
D512001.450310 INTERFUND TRANSFER (A)-BRIDGES	D5120000	50,990	50,670	52,090	51,770	51,770
D514201.450310 INTERFUND TRANSFER (A)-SNOW	D5142000	2,179,837	2,256,721	2,312,678	2,310,523	2,310,523
Total for Fund****D		8,798,880	10,999,280	9,951,140	9,919,743	9,887,684

Revenue Description

Department

2011 ACTUAL 2012 ADJUSTED 2013 REQUESTED 2013 RECOMMENDED 2013 ADOPTED

E0001.000000	"E" FUND BALANCE-RET EARNINGS	E6020000	0	1,608,784	1,759,692	1,759,692	1,759,692
E0002.000000	NH BAN Capital Reserve	E9731000	0	1,930	0	0	0
E0003.000000	E FUND RETAINED EARNINGS	E9730000	0	160,148	0	0	0
E602004.416501	MEDICAID INCOME	E6020000	3,718,368	3,586,682	3,453,305	3,453,305	3,453,305
E602004.416502	IGT	E6020000	3,223,656	500,000	500,000	500,000	500,000
E602004.416504	PRIVATE PAY	E6020000	846,013	624,000	728,500	728,500	728,500
E602004.416505	NAMI REVENUE	E6020000	791,689	800,000	800,000	800,000	800,000
E602004.416506	MEDICARE PART A	E6020000	144,957	224,000	256,500	256,500	256,500
E602004.416509	MEDICARE PART B-PT	E6020000	978	5,000	5,000	5,000	5,000
E602004.416511	MEDICARE PART B-VACCINE	E6020000	2,575	2,000	2,000	2,000	2,000
E602004.416512	MEDICARE PART B-SPEECH	E6020000	644	1,500	1,500	1,500	1,500
E602005.424010	INTEREST & EARNINGS	E6020000	4,419	5,000	5,000	5,000	5,000
E602002.427000	MEDICARE PART D REIMB	E6020000	26,238	28,000	28,000	28,000	28,000
E602002.427700	MISC REVENUE	E6020000	2,844	5,758	5,000	5,000	5,000
E602003.450310	INTERFUND TRANSFER (A)	E6020000	1,345,535	505,202	594,665	370,787	348,529
E973001.450310	INTERFUND TRANSFER (A)	E9730000	0	0	129,935	129,935	129,935
Total for Fund***E			10,107,916	8,058,004	8,269,097	8,045,219	8,022,961

Revenue Description	Department	2011 ACTUAL	2012 ADJUSTED	2013 REQUESTED	2013 RECOMMENDED	2013 ADOPTED
F0001.000000 CAPITAL RESERVE - F FUND	F9730911	0	29,800	0	0	0
F0009.000000 F FUND RETAINED EARNINGS	F5610488	0	250,000	0	0	0
F561000.417210 PARKING LOT FEES	F5610497	724,471	0	422,400	514,800	514,800
F561035.417210 PARKING LOT FEES	F5610488	33,000	725,000	0	0	0
F561036.417210 PARKING LOT FEES	F5610487	0	295,000	422,400	330,000	330,000
F561025.417702 AIRPORT FEE-LATE DEPARTURE-SE	F5610490	16,956	16,000	6,750	16,500	16,500
F561034.417702 AIRPORT FEE-LATE DEPART-FIRE	F5610489	13,188	13,000	5,250	16,600	16,600
F561036.417702 AIRPORT FEE-LATE DEPARTURE-FA	F5610487	7,536	9,000	3,000	9,288	9,288
F561000.417703 FLOWAGE FEES	F5610497	21,294	20,000	10,000	32,280	32,280
F561036.417740 AIRPORT CONCESSIONS-FAC	F5610487	39,614	42,000	12,000	12,382	12,382
F561036.417741 CONCESSIONS - FOOD	F5610487	0	0	6,000	6,000	6,000
F561036.417742 CONCESSIONS - SERVICES	F5610487	0	0	21,000	22,425	22,425
F561036.417743 CONCESSIONS - RENTAL CAR	F5610487	0	0	8,000	11,000	11,000
F561000.417890 AIRPORT OTHER REVENUE-ADMIN	F5610497	12,114	10,000	500	10,500	10,500
F561000.417891 LANDING FEES-ADMIN	F5610497	200,816	210,000	0	0	0
F561034.417891 LANDING FEES - PASSENGER	F5610489	0	0	100,000	165,000	165,000
F561025.417893 MISC REVENUE - SECURITY	F5610490	7,312	10,000	8,000	10,500	10,500
F561034.417894 LANDING FEES - CARGO	F5610489	0	0	13,000	17,700	17,700
F561004.424010 INTEREST & EARNINGS-ADMIN	F5610497	1,136	500	800	800	800
F561004.424101 LEASE REVENUE-ADMIN	F5610497	912,538	863,000	0	0	0
F561017.424101 LEASE REVENUE - CO AIRPORT	F5610495	12	0	0	0	0
F561024.424101 LEASE REV - NON PASSENGER	F5610488	0	0	500,000	509,576	509,576
F561004.424102 EDC#2 REVENUE-ADMIN	F5610497	21,173	21,600	22,000	22,923	22,923
F561037.424102 EDC#2 - SALE OF PROPERTY	F5610487	0	7,000	0	0	0
F561004.424103 ELECTRIC REIMBURSEMENT-ADMIN	F5610497	67,341	60,000	50,000	56,470	56,470
F561024.424104 LEASE - LANDING FEES	F5610488	0	0	297,300	300,075	300,075
F561004.424106 LEASE REVENUE-NOSE DOCKS-ADM	F5610497	0	0	0	21,034	21,034
F561037.424107 LEASE CAM - SERVICES	F5610487	0	0	1,570	1,570	1,570
F561024.424108 CAM CHARGES-OPERATIONS	F5610488	11,055	11,200	0	0	0
F561037.424108 CAM CHARGES-FACILITIES	F5610487	34,887	33,500	13,750	13,750	13,750
F561024.424109 LEASE CAM LANDING	F5610488	0	0	33,047	38,439	38,439
F561004.424140 LEASE OF EQUIPMENT	F5610497	6,000	6,000	0	0	0

Revenue Description	Department	2011	2012	2013	2013	2013	2013
		ACTUAL	ADJUSTED	REQUESTED	RECOMMENDED	ADOPTED	
F561024.424140 EQUIPMENT RENTAL	F5610488	0	0	6,000	6,000	6,000	
F561004.424400 RENTAL INCOME - OTHER	F5610497	0	0	6,000	6,000	6,000	
F561004.424404 PERSONAL PROPERTY FEES	F5610497	4,113	4,113	0	0	0	
F561024.424404 PERSONAL PROPERTY FEES	F5610488	0	0	4,100	4,112	4,112	
F561004.424500 COMMISSIONS-ADMIN	F5610497	6,413	5,000	2,800	4,600	4,600	
F561004.424502 COMMISSIONS - SERVICES	F5610497	0	0	1,000	1,200	1,200	
F561015.426200 FORFEITURE ON DEPOSIT	F5610497	2,550	400	200	500	500	
F561027.426500 SALE OF SCRAP - FIRE	F5610489	100	100	0	0	0	
F561028.426500 SALE OF SCRAP-OPERATIONS	F5610488	3,859	2,000	1,000	1,000	1,000	
F561038.426500 SALE OF SCRAP-FACILITIES	F5610487	600	500	0	500	500	
F561028.426550 MINOR SALES OTHER	F5610488	671	0	800	1,200	1,200	
F561027.426650 SALE OF EQUIPMENT - FIRE	F5610489	812	1,000	0	0	0	
F561028.426650 SALE OF EQUIPMENT-OPERATION	F5610488	1,600	5,000	0	0	0	
F561002.427000 MEDICARE PART D - CO AIRPORT	F5610495	1,820	2,000	2,652	2,652	2,652	
F561039.428010 INTERFUND REVENUE-HVAC-EMS-F	F5610487	1,000	1,000	1,000	1,000	1,000	
F561039.428014 INTERFUND REV-HVAC-SHERIFF-FA	F5610487	24,616	26,696	0	28,253	28,253	
F561041.445891 TSA LEO REIMB - SECURITY	F5610490	99,139	250,000	150,378	150,378	150,378	
F561009.450310 INTERFUND TRANS (A)-CO AIRPORT	F5610495	22,878	28,001	30,719	30,389	28,574	
F561010.450310 INTERFUND TRANSFER (A)-ADMIN	F5610497	7,791	103,607	902,162	707,661	706,901	
F561016.450310 INTERFUND TRANSFER (A)-FBO	F5610499	200,000	50,000	150,000	100,000	100,000	
F561029.450310 INTERFUND TRANSFER (A) - OPS	F5610488	884,994	268,661	488,967	317,643	317,330	
F561031.450310 INTERFUND TRANSFER (A) - SEC	F5610490	234,336	143,559	434,597	272,460	272,460	
F561033.450310 INTERFUND TRANSFER (A) - FIRE	F5610489	334,052	354,122	578,831	276,643	274,334	
F561040.450310 INTERFUND TRANSFER- A FUND-FA	F5610487	271,390	6,549	105,713	6,023	5,710	
F973003.450310 INTERFUND TRANSFER (A) - BAN	F9730000	459,863	505,167	367,831	367,831	367,831	
Total for Fund***F		4,693,040	4,390,075	5,191,517	4,425,657	4,420,147	

Revenue Description	Department	2011 ACTUAL	2012 ADJUSTED	2013 REQUESTED	2013 RECOMMENDED	2013 ADOPTED
L0001.000000 L FUND BALANCE	L9710000	0	164,188	0	0	0
L0004.000000 FUND BALANCE	L8160010	0	0	31,626	31,973	31,973
L816001.424011 INTEREST EARNINGS	L8160010	8,994	8,000	2,500	2,500	2,500
L816003.424401 CASSELLA REIMBURSEMENT	L8160011	1,933,561	2,091,961	2,222,164	2,215,376	2,187,859
L816001.424402 HOST FEES	L8160010	227,777	265,897	350,000	350,000	350,000
L971001.424402 HOST FEES	L9710000	131,082	34,103	0	0	0
L816001.424403 SALE OF RECYCLABLES	L8160010	200,000	200,000	200,000	200,000	200,000
L816008.427000 MEDICARE PART D REIMB	L8160010	3,940	3,000	2,000	2,000	2,000
L816009.427000 MEDICARE PART D REIMB	L8160011	4,090	3,000	3,000	3,000	3,000
L990101.427700 METHANE GAS REVENUE	L9901000	52,500	52,500	52,500	52,500	52,500
Total for Fund**L		2,561,944	2,822,649	2,863,790	2,857,349	2,829,832
M0001.000000 "M" FUND BALANCE	M5130000	0	0	216,143	0	0
M513001.424011 INTEREST AND EARNINGS	M5130000	138	0	0	0	0
M513002.426500 SALE OF SCRAP	M5130000	5,858	2,000	2,000	2,000	2,000
M513002.426550 MINOR SALES OTR	M5130000	1,449	1,100	1,100	1,100	1,100
M513002.426553 SALE OF PROPERTY - GAS	M5130000	150,450	130,000	130,500	130,500	130,500
M513005.427000 MEDICARE PART D REIMB	M5130000	2,120	1,000	1,000	1,000	1,000
M513003.428010 INTERFUND REVENUE (D FUND)	M5130000	1,299,511	911,900	930,900	930,900	930,900
M513004.450310 INTERFUND TRANS (A)-MACHINER	M5130000	104,442	51,006	73,063	600	0
Total for Fund**M		1,563,968	1,097,006	1,354,706	1,066,100	1,065,500

County Total:

123,948,012 132,810,838 128,742,305 127,514,117 127,445,426

SCHEDULE I

2013

**SCHEDULE OF ANNUAL SALARIES
OF ELECTED OFFICIALS**

Chairperson of the Legislature (1)	\$ 17,500
Legislators (9)	\$ 15,000
County Clerk	\$ 60,973
County Sheriff	\$ 76,080
County Treasurer	\$ 59,973
District Attorney	\$ 146,311 *
Coroner	\$ 21,481

*District Attorney annual salary on 1/1/2013 will be \$141,900; annual salary to increase to \$146,311 on April 1, 2013 per State Law.

SCHEDULE II
STATEMENT OF DEBT AS OF DECEMBER 31, 2012

TYPE	FUND	PURPOSE	TOTAL	PRINCIPAL	INTEREST	2013
			AMOUNT DUE	PAYMENT 2012	PAYMENT 2012	DUE DATE
BAN	General-A	2009 B&G MP Renovations	\$146,400	\$73,200	\$923	7/12/2013
BAN	General-A	2010 B&G MP Renovations	400,000	100,000	2,520	7/12/2013
BAN	General-A	2011 B&G MP Renovations	400,000	100,000	2,520	7/12/2013
BAN	General-A	2012 B&G MP Renovations	<u>489,500</u>	<u>97,900</u>	<u>3,084</u>	7/12/2013
A FUND TOTAL:			\$1,435,900	\$371,100	\$9,047	
BAN	N/H-E	2008 B & G Renovations	100,000	100,000	630	7/12/2013
BAN	N/H-E	2009 B & G Renovations	53,600	26,800	338	7/12/2013
BAN	N/H-E	2012 B & G Renovations	<u>10,500</u>	<u>2,100</u>	<u>67</u>	7/12/2013
E FUND TOTAL:			\$164,100	\$128,900	\$1,035	
BAN	Airport- F	2008 PIA Projects	\$93,430	\$46,715	\$589	7/12/2013
BAN	Airport- F	2009 CC Airport, Relocation, Env cleanup	320,000	160,000	2,016	7/12/2013
BAN	Airport- F	2009 PIA Projects	12,250	6,700	78	7/12/2013
BAN	Airport- F	2010 PIA Snow Removal Equipment	30,000	10,000	189	7/12/2013
BAN	Airport- F	2010 PIA Projects	70,620	23,540	445	7/12/2013
BAN	Airport- F	2010 PIA Fence Projects	12,280	3,070	77	7/12/2013
BAN	Airport- F	2010 PIA Sweeper Projects	200,400	50,100	1,262	7/12/2013
BAN	Airport- F	2012 PIA Construction/Improvements	<u>305,621</u>	<u>61,125</u>	<u>1,925</u>	7/12/2013
F FUND TOTAL:			\$1,044,601	\$361,250	\$6,581	
TOTAL ALL FUNDS			\$2,644,601	\$861,250	\$16,663	

SCHEDULE II
STATEMENT OF DEBT AS OF DECEMBER 31, 2012

TYPE	FUND	PURPOSE	TOTAL AMOUNT DUE	PRINCIPAL PAYMENT 2013	INTEREST PAYMENT 2013	2013 DUE DATE
Serial Bond	General	2006 Jail	\$ 17,394,000	\$ 723,000	\$405,033 405,032	1/15/2013 7/15/2013
Serial Bond	General	2006 HSC Building	2,456,000	102,000	57,186 57,187	1/15/2013 7/15/2013
Serial Bond	General	2001 CCC Tech. Building	900,000	300,000	20,400 20,400	1/15/2013 7/15/2013
Total:			\$ 20,750,000	\$ 1,125,000	\$965,238	

SCHEDULE III

NYS - Real Property System
County of Clinton

Assessor's Report - 2012 - Prior Year File
S495 Exemption Impact Report
County Summary

RPS221/V04/L001
Date/Time - 10/12/2012 14:56:25
Total Assessed Value 5,471,738.303

Equalized Total Assessed Value 6,471,738.303

Exemption Code	Exemption Name	Statutory Authority	Number of Exemptions	Total Equalized Value of Exemptions	Percent of Value Exempted
12100	NYS - GENERALLY	RP TL 404(1)	107	165,045,400	2.55
12350	PUBLIC AUTHORITY - STATE	RP TL 412	8	1,834,100	0.03
12430	NYS HIGHER EDUC SERVICES CORP	EDUC L 657	6	196,736,200	3.04
13100	CO - GENERALLY	RP TL 406(1)	74	103,522,600	1.60
13350	CITY - GENERALLY	RP TL 406(1)	78	54,388,650	0.84
13500	TOWN - GENERALLY	RP TL 406(1)	205	30,661,500	0.47
13570	TOWN O/S LIMITS - SPECIFIED USES	RP TL 406(2)	4	68,400	0.00
13650	VG - GENERALLY	RP TL 406(3)	57	22,986,900	0.36
13650	VG - CEMETERY LAND	RP TL 446	3	205,300	0.00
13730	VG O/S LIMITS - SPECIFIED USES	RP TL 406(2)	1	23,000	0.00
13740	VG O/S LIMITS - SEWER OR WATER	RP TL 406(3)	5	2,076,900	0.03
13741	VG O/S LIMITS - SEWER OR WATER	RP TL 406(3)	2	2,316,500	0.04
13800	SCHOOL DISTRICT	RP TL 408	36	129,537,800	2.00
13830	O/S SPEC DIST - SEWER OR WATER	RP TL 410-a	2	241,300	0.00
13850	BOCES	RP TL 408	1	13,000,000	0.20
13870	SPEC DIST USED FOR PURPOSE ESTAB	RP TL 410	3	239,300	0.00
14110	USA - GENERALLY	RP TL 404(1)	3	943,800	0.01
14120	USA - SPECIFIED USES	STATE L 54	17	11,141,300	0.17
18020	MUNICIPAL INDUSTRIAL DEV AGENCY	STATE L 59-9	61	78,269,900	1.21
18060	URBAN REN. OWNER-MUN U R AGENCY	RP TL 412-a	223	462,505,851	7.15
21600	RES OF CLERGY - RELIG(CONST PROT)	GEN MUNY 555 & 560	3	2,033,300	0.03
25110	NONPROF CORP - RELIG(CONST PROT)	RP TL 462	10	1,569,700	0.02
25120	NONPROF CORP - EDUC(CONST PROT)	RP TL 420-a	113	46,878,100	0.72
25130	NONPROF CORP - CHAR (CONST PROT)	RP TL 420-a	18	20,330,200	0.31
25210	NONPROF CORP - HOSPITAL	RP TL 420-a	17	3,318,100	0.05
25230	NONPROF CORP - MORAL/MENTAL IMP	RP TL 420-a	3	81,988,700	1.27
26050	AGRICULTURAL SOCIETY	RP TL 420-b	36	18,988,100	0.29
26100	VETERANS ORGANIZATION	RP TL 450	37	5,501,200	0.09
26400	INC VOLUNTEER FIRE CO OR DEPT	RP TL 452	3	1,355,000	0.02
27200	RAILROAD - WHOLLY EXEMPT	RP TL 461(2)	15	2,841,600	0.04
27350	PRIVATELY OWNED CEMETERY LAND	RP TL 489-d&dd	27	8,057,200	0.13
		RP TL 446	1	3,800	0.00
			91	7,787,300	0.12

SCHEDULE III

NYS - Real Property System
County of Clinton

Assessor's Report - 2012 - Prior Year File
S495 Exemption Impact Report
County Summary

RPS221V04L001
Date/Time - 10/12/2012 14:56:25
Total Assessed Value 6,471,738,303

Equalized Total Assessed Value 6,471,738,303

Exemption Code	Exemption Name	Statutory Authority	Number of Exemptions	Total Equalized Value of Exemptions	Percent of Value Exempted
28110	NOT-FOR-PROFIT HOUSING COMPANY	RPTL 422	8	6,490,100	0.10
28120	NOT-FOR-PROFIT HOUSING CO	RPTL 422	3	1,493,600	0.02
28540	NOT-FOR-PROFIT HOUS CO - HOSTELS	RPTL 422	13	3,731,900	0.06
28550	NOT-FOR-PROFIT HOUS CO-SR CITS CTR	RPTL 422	3	993,000	0.02
29300	HOSP CORP FOR BENEFIT OF CITY	RPTL 438	1	7,593,900	0.12
29350	TRUSTEES - HOSP, LIB, PLAYGROUND	RPTL 438	4	299,500	0.00
32252	NYS OWNED REFORESTATION LAND	RPTL 534	19	5,692,100	0.09
32301	NYS LAND TAXABLE FOR SCHOOL ONLY	RPTL 536	13	2,681,400	0.04
33201	TAX SALE - COUNTY OWNED	RPTL 406(5)	12	1,872,300	0.03
38260	MUN HSHG AUTH -NYS AIDED	PUB HSNGL 52(4)&(5)	7	22,295,550	0.34
41101	VETS EX BASED ON ELIGIBLE FUNDS	RPTL 458(1)	92	245,022	0.00
41121	ALT VET EX-WAR PERIOD-NON-COMBAT	RPTL 458-a	2,173	38,185,954	0.59
41131	ALT VET EX-WAR PERIOD-COMBAT	RPTL 458-a	1,788	51,649,806	0.80
41141	ALT VET EX-WAR PERIOD-DISABILITY	RPTL 458-a	955	28,163,627	0.44
41151	COLD WAR VETERANS (10%)	RPTL 458-b	89	669,900	0.01
41152	COLD WAR VETERANS (10%)	RPTL 458-b	178	1,364,544	0.02
41171	COLD WAR VETERANS (DISABLED)	RPTL 458-b	13	245,324	0.00
41172	COLD WAR VETERANS (DISABLED)	RPTL 458-b	14	231,640	0.00
41300	PARAPLEGIC VETS	RPTL 458(3)	6	763,200	0.01
41400	CLERGY	RPTL 460	15	22,400	0.00
41640	VOL FIRE & AMBULANCE WORKERS IN CERT	RPTL 466-c, 466-f, 466-j	68	894,223	0.01
41641	VOL FIRE & AMBULANCE WORKERS IN CERT	RPTL 466-c, 466-f, 466-j	2	25,370	0.00
41642	VOL FIRE & AMBULANCE WORKERS IN CERT	RPTL 466-c, 466-f, 466-j	3	23,296	0.00
41700	AGRICULTURAL BUILDING	RPTL 483	108	6,740,384	0.10
41720	AGRICULTURAL DISTRICT	AG-MKTS L 305	805	49,771,087	0.77
41730	AG LAND-INDIV NOT IN AG DIST	AG MKTS L 306	101	2,463,882	0.04
41750	AG LAND ELIGIBLE FOR AG ASSMNT	AG-MKTS 305(7)	13	127,822	0.00
41800	PERSONS AGE 65 OR OVER	RPTL 467	856	32,795,540	0.51
41801	PERSONS AGE 65 OR OVER	RPTL 467	356	11,389,079	0.18
41802	PERSONS AGE 65 OR OVER	RPTL 467	331	8,519,178	0.13
41805	PERSONS AGE 65 OR OVER	RPTL 467	58	1,890,875	0.03
41900	PHYSICALLY DISABLED	RPTL 459	2	40,000	0.00
41902	PHYSICALLY DISABLED	RPTL 459	2	5,450	0.00

SCHEDULE III

NYS - Real Property System
County of Clinton

Assessor's Report - 2012 - Prior Year File
S499 Exemption Impact Report
County Summary

RPS221N/04/L001
Date/Time - 10/12/2012 14:56:28
Total Assessed Value 6,471,738.303

Equalized Total Assessed Value 6,471,738.303

Exemption Code	Exemption Name	Statutory Authority	Number of Exemptions	Total Equalized Value of Exemptions	Percent of Value Exempted
41930	DISABILITIES AND LIMITED INCOMES	RPTL 459-c	23	974,225	0.02
41931	DISABILITIES AND LIMITED INCOMES	RPTL 459-c	35	1,230,811	0.02
41932	DISABILITIES AND LIMITED INCOMES	RPTL 459-c	105	3,237,036	0.05
42100	SILOS, MANURE STORAGE TANKS, TEMPORARY GREENHOUSES	RPTL 483-a	131	3,090,688	0.05
42120	TEMPORARY GREENHOUSES	RPTL 483-c	4	92,150	0.00
42130	FARM OR FOOD PROCESSING LABOR CAMPS	RPTL 483-d	15	1,480,600	0.02
47200	RAILROAD - PARTIALLY EXEMPT	RPTL 489-d&dd	1	5,989,244	0.09
47450	FOREST/REF LAND - FISHERACT	RPTL 480	2	14,760	0.00
47460	FOREST LAND CERTD AFTER B74	RPTL 480-a	61	9,213,614	0.14
48650	LTD PROF HOUSING CO	P H F I L 33 556,654-a	1	4,169,400	0.06
48660	HOUSING DEVELOPMENT FUND CO	P H F I L 577,654-a	1	4,100,000	0.06
49530	INDUSTRIAL WASTE TREATMENT FAC	RPTL 477	1	2,007,500	0.03
50000	SYSTEM CODE	STATUTORY AUTH NOT DEFINED	45	9,739,400	0.15
50001	SYSTEM CODE	STATUTORY AUTH NOT DEFINED	22	1,276,360	0.02
50002	SYSTEM CODE	STATUTORY AUTH NOT DEFINED	1	0	0.00
50005	SYSTEM CODE	STATUTORY AUTH NOT DEFINED	2	253,940	0.00

Total Exemptions Exclusive of System Exemptions: 9,761 1,799,399,982 27.80
 Total System Exemptions: 70 11,269,700 0.17
 Totals: 9,831 1,810,669,682 27.98

Values have been equalized using the Uniform Percentage of Value. The Exempt amounts do not take into consideration, payments in lieu of taxes or other payments for municipal services.

Amount, if any, attributable to payments in lieu of taxes: _____

